

www.divaluce.com



LUCE MAC
Collection

DIVA LUCE
light & form

ARCHITECTURAL LIGHTING +



track
lighting
re-imagined



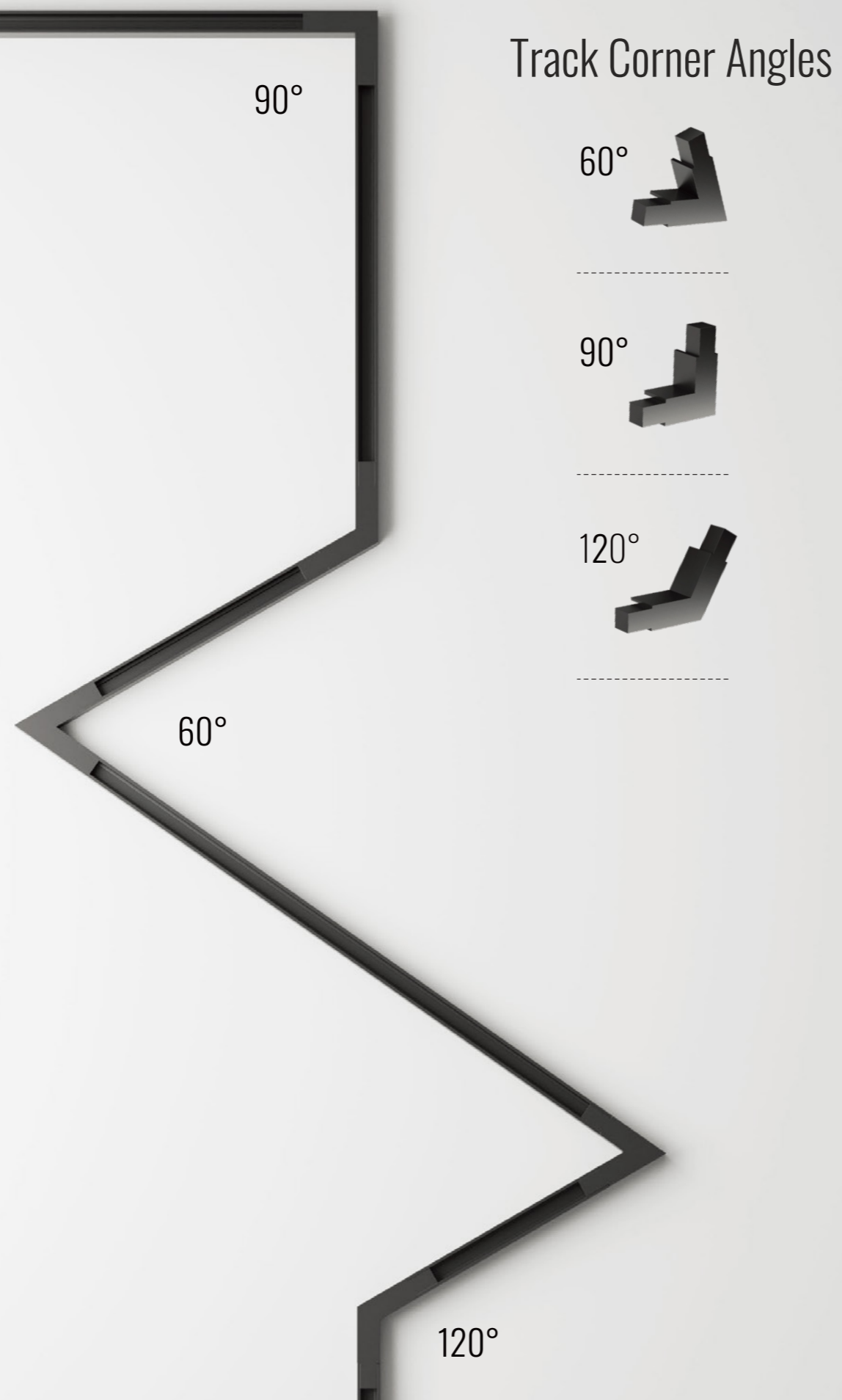
integrating
simplicity and
sophistication



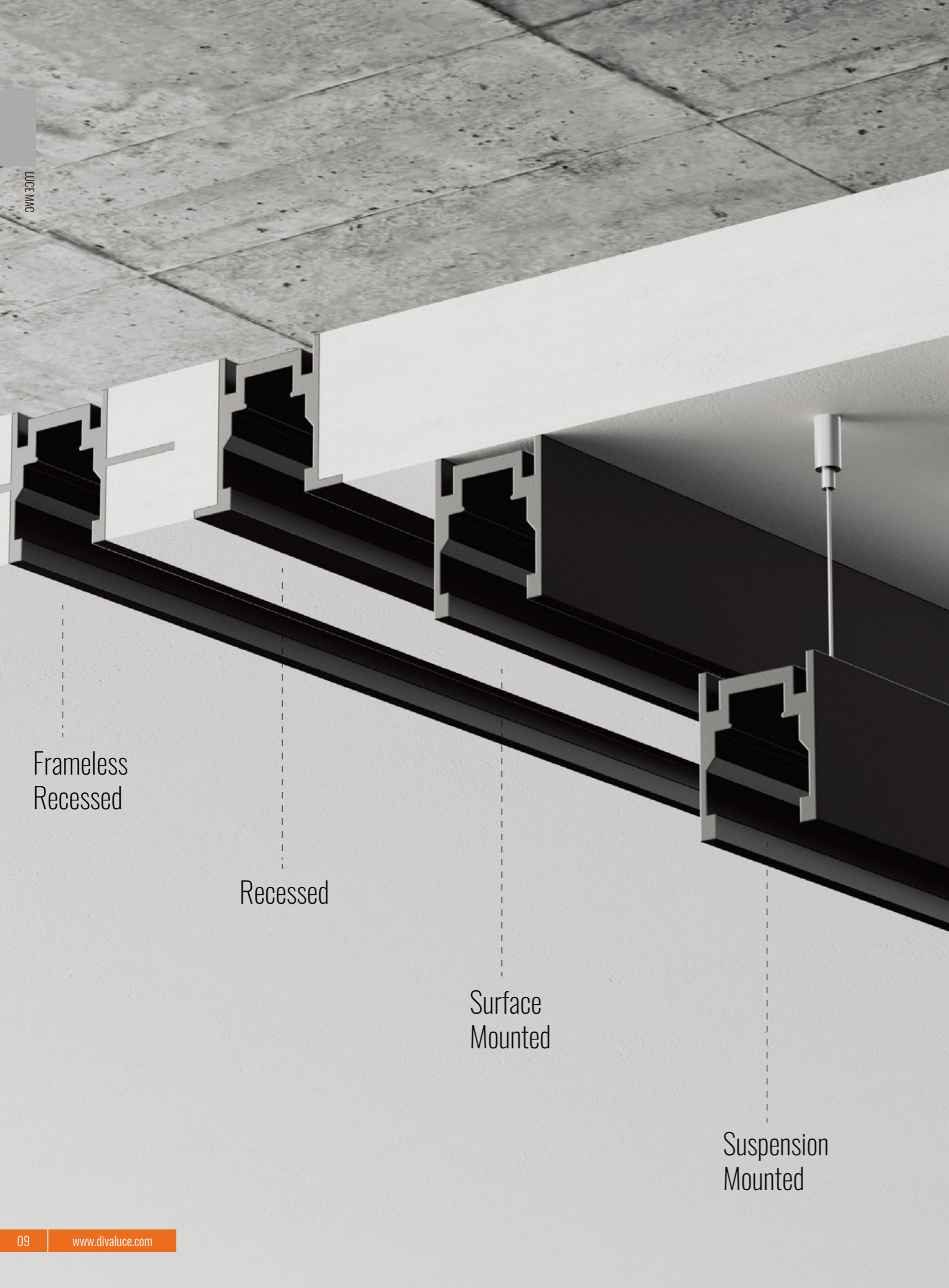
integrating
simplicity and
sophistication



**Maximum impact,
with minimum visibility**



Connected using newly developed "accupuncture" technology



INTEGRATION:
LUCE Mac connecting
to LUCE Arc.

INTEGRATION:
LUCE Mac connecting
to LUCE Rail.

LUCE MAC

INTEGRATION:
LUCE Mac connecting
to LUCE Bridge.

LUCE MAC



Bedroom



Bathroom









Kitchen










Example 1

Product List

	1 LM-XDS-200W-350W	Power Supply Mac	x1
	2 LM-Track-1000-A	MAC Track -A	x2
	3 LM-Track-2000-A	MAC Track -A	x2
	4 LM-SP-022-12W	MILA Spot Mac	x3
	5 LM-YQBL15-5W-24V	TUBA Pendant Mac	x3
	6 LM-YQ100Q-6W	AURA Ball Mac	x2



Product List





	1 LA-003	ARC Track	x2
	2 LA-G25-250	TUBE Arc	x1
	3 LA-CD-07-12W	BALL Pendant Arc	x3
	4 LA-BXQD-21-6W	MILA Blade Arc	x1
	5 LA-BXQM-12-12W	MILA Diffuser Arc	x2

Example 2



Example 3

Product List

	1 LM-XDS-200W-350W	Power Supply Mac	x1
	2 LM-DB-Track-2000-A	MAC Recessed -A	x3
	3 LM-YQ100Q-6W	AURA Ball Mac	x2
	4 LM-TD2-7W	BALL Pendant Mac	x3

LUCE MAC

LUCE Mac has revolutionised the field of track lighting, and has a set of accessories made specifically for the LUCE Mac technology. Below you will find all of the lighting fixtures and accessories currently available for the LUCE Mac range, from linear lights to pendant lights and many more options that will allow you to unleash your creativity, and build your space around you.

MAC TRACK-P



Model	LM-TRACK-1000-P	/	1000*23*27mm
	LM-TRACK-1500-P	/	1500*23*27mm
	LM-TRACK-2000-P	/	2000*23*27mm
	LM-TRACK-3000-P	/	3000*23*27mm

Angle	/
CRI	/
CCT	/
Material	Plastic

MAC TRACK-A



Model	LM-TRACK-1000-A	/	1000*21.6*27mm
	LM-TRACK-1500-A	/	1500*21.6*27mm
	LM-TRACK-2000-A	/	2000*21.6*27mm
	LM-TRACK-3000-A	/	3000*21.6*27mm

Angle	/
CRI	/
CCT	/
Material	Aluminum

MAC RECESSED-P



Model	LM-DB-TRACK-1000-P	/	1000*33*27mm
	LM-DB-TRACK-1500-P	/	1500*33*27mm
	LM-DB-TRACK-2000-P	/	2000*33*27mm
	LM-DB-TRACK-3000-P	/	3000*33*27mm

Angle	/
CRI	/
CCT	/
Material	Plastic

MAC RECESSED-A



Model	LM-DB-TRACK-1000-A	/	1000*31.6*27mm
	LM-DB-TRACK-1500-A	/	1500*31.6*27mm
	LM-DB-TRACK-2000-A	/	2000*31.6*27mm
	LM-DB-TRACK-3000-A	/	3000*31.6*27mm

Angle	/
CRI	/
CCT	/
Material	Aluminum

MAC FRAMELESS-P



Model	LM-YM-TRACK-1000-P	/	L1000*W51/23.6*H27/13mm
	LM-YM-TRACK-1500-P	/	L1500*W51/23.6*H27/13mm
	LM-YM-TRACK-2000-P	/	L2000*W51/23.6*H27/13mm
	LM-YM-TRACK-3000-P	/	L3000*W51/23.6*H27/13mm

Angle	/
CRI	/
CCT	/
Material	Plastic

MAC FRAMELESS-A



Model	LM-YM-TRACK-1000-A	/	L1000*W51.6/21.6*H27/20mm
	LM-YM-TRACK-1500-A	/	L1500*W51.6/21.6*H27/20mm
	LM-YM-TRACK-2000-A	/	L2000*W51.6/21.6*H27/20mm
	LM-YM-TRACK-3000-A	/	L3000*W51.6/21.6*H27/20mm
Angle	/		
CRI	/		
CCT	/		
Material	Aluminum		

MAC POWER LINE



Model	1M wire	/	1000mm
Angle	/		
CRI	/		
CCT	/		
Material	/		

LUNA SPOT MAC



Model	LM-SP-011-12W	12W	D50*H130mm
	LM-SP-012-18W	18W	D65*H156mm
	LM-SP-013-24W	24W	D76*H182mm
Angle	15°/24°/36°		
CRI	Ra≥90		
CCT	3000K-6000K		
Material	Aluminum		

MILA SPOT MAC



Model	LM-SP-021-7W	7W	D45*H100mm
	LM-SP-022-18W	18W	D55*H115mm
	LM-SP-023-24W	24W	D65*H135mm
Angle	15°/24°/36°		
CRI	Ra≥90		
CCT	3000K-6000K		
Material	Aluminum		

MILA SPOT 2 MAC



Model	LM-SP-002-12W	12W	D47*H105mm
	LM-SP-003-18W	18W	D57*H155mm
	LM-SP-004-24W	24W	D67*H155mm
	LM-SP-005-30W	30W	D74*H180mm
Angle	15°/24°/36°		
CRI	RA≥90		
CCT	3000K-6000K		
Material	Aluminum		

MILA ZOOM MAC



Model	ZC-SP-032-10W	10W	D55*H115mm
	ZC-SP-033-18W	18W	D65*H135mm
Angle	Adjustable 10°-55°		
CRI	Ra≥90		
CCT	3000K-6000K		
Material	Aluminum		



MILA SPOT 3 MAC

Model	LM-SP-062-6W	7W	D40*H100mm
	LM-SP-063-12W	12W	D52*H120mm
	LM-SP-064-18W	18W	D63*H140mm
Angle	15°/24°/36°		
CRI	Ra>90		
CCT	3000K-6000K		
Material	Aluminum		

MILA SPOT 4 MAC



Model	ZC-SP-PZ80-30W	30W	D80*H150mm
Angle	24°/36°		
CRI	Ra>90		
CCT	3000K-6000K		
Material	Aluminum		

NOVA FRAME MAC



Model	LM-CG-048-12W	12W	D48*H185mm
Angle	Adjustable 19.5°-34°		
CRI	Ra>90		
CCT	3000K-6000K		
Material	Aluminum		



THEO BEAM SPOT MAC

Model	LM-HM-F075-8W	8W	D75*H32mm
	LM-HM-F105-18W	18W	D105*H32mm
Angle	24°/38°		
CRI	Ra>90		
CCT	3000K-6000K		
Material	Aluminum		

THEO SPOT MAC



Model	LM-HM-Y075-8W	8W	D75*H35mm
	LM-HM-Y105-18W	18W	D105*H35mm
Angle	24°/50°		
CRI	Ra>90		
CCT	3000K-6000K		
Material	Aluminum		

BOX SPOT MAC



Model	LM-HM-F093-18W	18W	93*93*47mm
Angle	15°/24°/38°/60°		
CRI	Ra>90		
CCT	3000K-6000K		
Material	Aluminum		

LINEAR DIFFUSER MAC



Model	LM-M-300-8W LM-M-600-16W LM-M-900-24W	8W 16W 24W	L410*W15*H17mm L710*W15*H17mm L1010*W15*H17mm
Angle	100°		
CRI	Ra>90		
CCT	3000K-6000K		
Material	Aluminum+PC		

LINEAR BLADE MAC



Model	LM-D-300-8W LM-D-600-16W LM-D-900-24W	8W 16W 24W	L410*W15*H17mm L710*W15*H17mm L1010*W15*H17mm
Angle	15°/30°/45°		
CRI	Ra>90		
CCT	3000K-6000K		
Material	Aluminum+PC		

MILA BLADE MAC



Model	LM-BXQD-21-6W LM-BXQD-22-12W	6W 12W	L112*W23*H87mm L220*W23*H87mm
Angle	24°		
CRI	Ra>90		
CCT	3000K-6000K		
Material	Aluminum		

MILA DIFFUSER MAC



Model	LM-BXQM-11-6W LM-BXQM-12-12W	6W 12W	L118*W23*H87mm L231*W23*H87mm
Angle	100°		
CRI	Ra>90		
CCT	3000K-6000K		
Material	Aluminum		

TUBA PENDANT MAC



Model	LM-CD-01-5W	5W	D40*H203mm
Angle	24°		
CRI	Ra>90		
CCT	3000K-6000K		
Material	Iron+Aluminum		

CONE PENDANT MAC



Model	LM-CD-02S-6W	6W	D84*H75mm
Angle	24°/36°		
CRI	Ra>90		
CCT	3000K-6000K		
Material	Aluminum+Acrylic		



CAP PENDANT MAC

Model	LM-CD-03-6W	6W	D85*H75mm
Angle	24°/36°		
CRI	Ra>90		
CCT	3000K-6000K		
Material	Aluminum		



AURA BAL MACL

Model	LM-YQ100Q-6W	6W	D100mm
Angle	220°		
CRI	Ra>90		
CCT	3000K-6000K		
Material	Aluminum		



AURA BALL SPOT MAC

Model	LM-YQ100S-12W	12W	D100*H100mm
Angle	24°		
CRI	Ra>90		
CCT	3000K-6000K		
Material	Aluminum		



SATELLITE BALL MAC

Model	LM-B-3W(G005)	3W	Glass dia 100mm
Angle	180°		
CRI	Ra>90		
CCT	/		
Material	Aluminum+Glass+Acrylic		



SATELLITE SPOT MAC

Model	LM-B-3W	3W	D20*40mm
Angle	180°		
CRI	Ra>90		
CCT	3000K-6000K		
Material	Aluminum+Acrylic		



SATELLITE PENDANT MAC

Model	LM-BD-3W	3W	Glass dia 120mm
Angle	180°		
CRI	Ra>90		
CCT	3000K-6000K		
Material	Aluminum+Glass+Acrylic		



SATELLITE PENDANT 2 MAC

Model	LM-BD-3W	3W	Size Dia60*53mm
Angle	180°		
CRI	Ra>90		
CCT	3000K-6000K		
Material	Aluminum+Acrylic		



KINI PENDANT MAC

Model	LM-CD-05-6W	6W	D100*H100mm
Angle	50°		
CRI	Ra>90		
CCT	3000K-6000K		
Material	Aluminum		



PARC PENDANT MAC

Model	LM-CD-04-6W	6W	D80*H120mm
Angle	45°		
CRI	Ra>90		
CCT	3000K-6000K		
Material	Aluminum		



BALL PENDANT MAC

Model	LM-CD-07-12W	12W	D100*H100mm
Angle	10°- 50°		
CRI	Ra>90		
CCT	3000K-6000K		
Material	Aluminum		



SHUTTLE PENDANT MAC

Model	LM-CD-05-6W	6W	D60*H120mm
Angle	24°		
CRI	Ra>90		
CCT	3000K-6000K		
Material	Aluminum		