



Website



Facebook



YouTube



[www.simonelectric.com](http://www.simonelectric.com)



**Simon, S.A.(Spain)**  
Tel. +34 902 109100  
Web. [www.simonelectric.com](http://www.simonelectric.com)

**Simon Electric (China)**  
Tel. +86 21 3855 5222  
Web. [www.simon.com.cn](http://www.simon.com.cn)

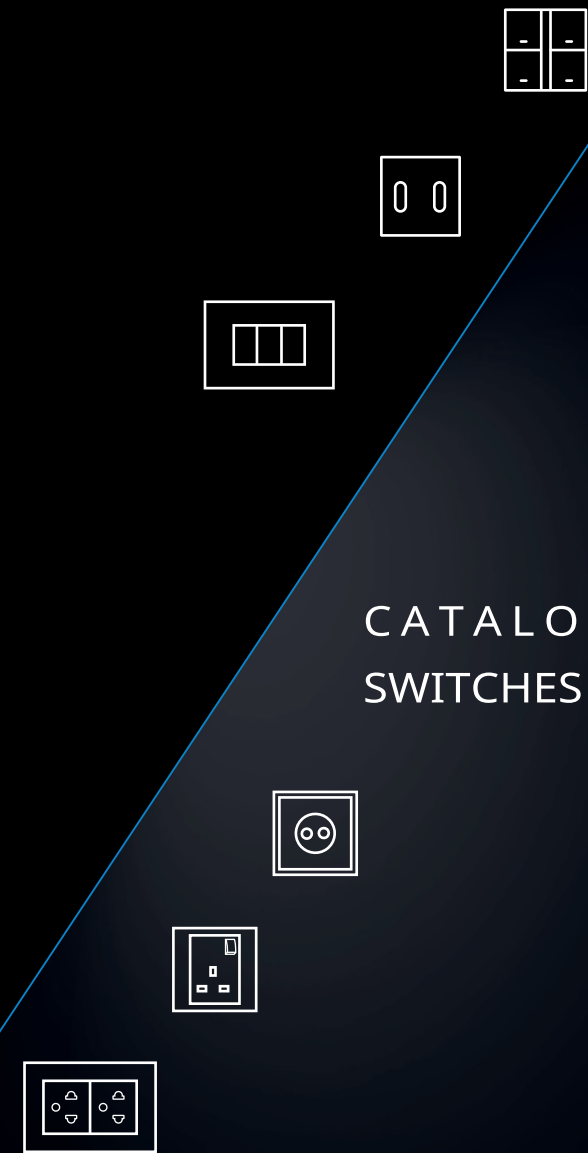
**Simon Electric (APAC)**  
Web. [www.simon-apac.com](http://www.simon-apac.com)  
E-mail. [info@simon-apac.com](mailto:info@simon-apac.com)

**PT Simon Elektrik Indonesia**  
Tel. +62 21 52960373  
Web. [www.simonelektrik.co.id](http://www.simonelektrik.co.id)

Jul 2024 Printed



Simon 2024-2026 Collection for Asia Pacific



## CATALOGUE OF SWITCHES & SOCKETS





Feeling, is what converts time into moments, into snap shot of time to remember.  
Emotions convert space into a home, yours.

At Simon, we know that the spaces are the center of all these experience and be able  
to fill them with nuances and different intensity of sensual.  
So you not only living them, but you resonating with them.  
Touch, see, hear, feel.  
We want to offer you a whole range of sensations.

Simon, light up emotions.

**simon**  
LIGHT UP EMOTIONS

# Simon in the World



Simon is an industrial group with 100 years history.

Simon is made up of 25 companies throughout the world, with its headquarters in Barcelona, Spain, in the business of producing and marketing low-voltage electrical materials, electronics, indoor lighting based on LED technology, industrial and urban lighting, voice and data transmission systems.



Marriott Auditorium Hotel, Madrid, Spain



THE RITZ - CARLTON, One Bangkok, Thailand



National Stadium, Beijing, China



MAL-Royal Chulan Hotel, Kuala Lumpur, Malaysia



MAL-Dorsett Residence, Kuala Lumpur, Malaysia




Le Eminence Hotel, Puncak, Indonesia



Torre Agbar, Barcelona, Spain



Grand Hyatt Bali, Indonesia



Kremlin, Moscow, Russia



THE RITZ - CARLTON DKI Jakarta, Indonesia



Marina Bay Sands Hotel, Singapore



Hilton, Manila, Philippines


# Simon: Since 1916 from Barcelona



Olot, 1920



Arthur Simon with his parents  
1900



Interior of the factory on Calle Pare Roca, Olot  
1925



Porcelain factory in Sant Andreu, Barcelona  
1943



IEP booth at the Feria de Madrid  
1949



Olot factory  
1975



Hayan factory, China  
1999



Sense  
2015



Simon Vox,  
1998



Beijing olympic stadium, China  
2008



Ambassador visiting Simon China  
2018

## 1916

ARTURO SIMON CREATES THE COMPANY IN OLOT

## 1925

ARTURO SIMON EXPANDS THE RANGE OF ELECTRICAL EQUIPMENT

## 1942

THE PORCELAIN FACTORY OPENS

## 1957

SIMON BUYS PME

## 1966

SIMON BUYS IEP

## 1993

LAUNCH OF THE FIRST HOME AUTOMATION SYSTEM

## 1998

SIMON BEGINS TO INTERNATIONALISE

## 1999

SIMON ENTERS THE CHINA MARKET

## 2006

SIMON ENTERS ASEAN MARKET

## 2008

Simon is selected as an official supplier of the 2008 Olympic games in Beijing.

## 2015

### NEW SENSE INTERFACES

The combination of touch-control, ergonomics and interaction with the environment will make the Sense interfaces deserving of several international awards.

### INTERNATIONAL AWARDS

The Slim and Cool luminaires in the Fluvia collection have won 5 international awards.  
IF Awards for Fluvia Slim luminaires.  
Red Dot Awards for the Slim and Cool Fluvia luminaires.  
Delta Awards in the selection category for Slim and Cool.

## 2016

100 YEARS' ANNIVERSARY

## 2018

Mr. Alberto Carnero, the incumbent Spanish ambassador to China, visiting Simon China.

INTERNATIONAL AWARDS  
IF and Red Dot

## 2020

Creation of the IoT platform and Simon HUB Pro iO.

## 2021

Simon signed a Joint Venture agreement with Selba Solutions SL.

Simon has made a strategic investment in ProtoPixel.



1916  
Bayonet bulb mount



1920-1930  
851 "Extra" rotary switch



1956  
Simon 24



1962  
Simon 25



1973  
Simon 36



1978  
Simon 31



1992  
Simon 75



1995  
Simon 88



2005  
Simon 82 Nature



2013  
Simon i7



2016  
Simon E6



2020  
Simon E3



2022  
Simon M3



2023  
Simon S20




2024  
Simon M7 Smart

# Simon R&D

## STRENGTH

Creating · Innovating · Developing




We are Simon:



- Around 4,000 employees
- 10% dedicated in researching and designing



- High investment in R&D
- Main laboratory in Spain, China, Poland and Brazil
- 15 industrial sites all over the world
- 240+ Patents
- 60+ Design Awards



Simon's R&D is responsible for innovations in design, style and products. It explores new ways of producing them.



# Simon Design

Form Follows Function

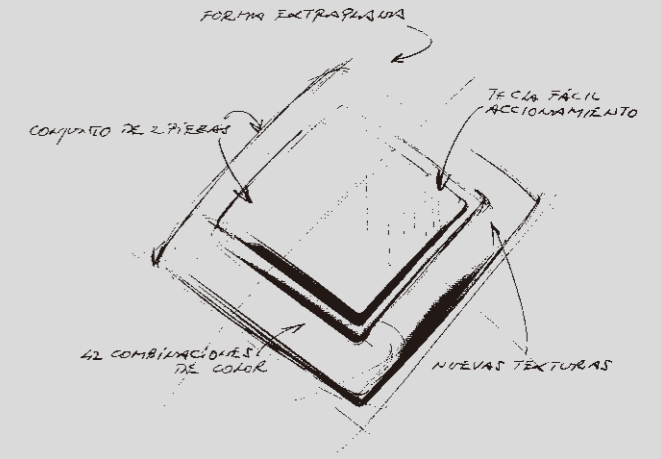


DESIGN AS A KEY FACTOR FOR SUCCESS:

AESTHETICS

MEETS

FUNCTION



## Simon Designing Awards



IF Gold Award 2018  
Fluvia Loop




Red Dot 2019  
Simon 50E



IF Design Award 2019  
Simon 50E



Red Dot 2020  
Simon Smart APP



Red Dot 2021  
Simon RoomPad



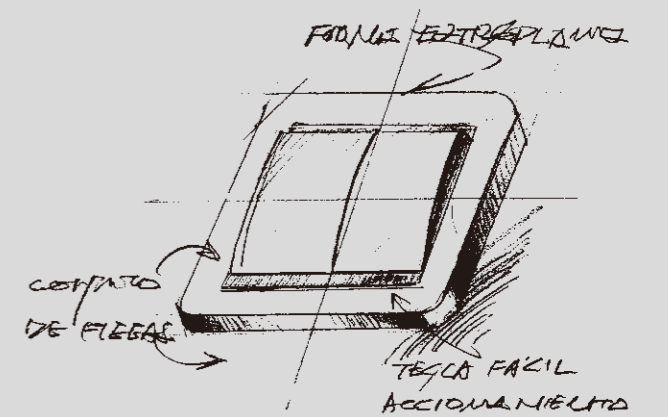
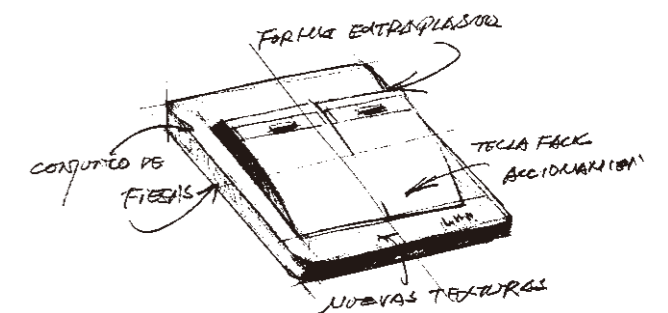
IF Design Award 2024  
Simon M7 Smart



IF Design Award 2023  
Red Dot 2023  
Simon M7



reddot winner 2023



# Simon | S20



RETRO FUTURISM

# Simon | V8



ELEGANT & LUXURY DESIGN

# Simon | M7



SELECTED MATERIAL  
SLIM AESTHETICS

# Simon | i7



ELEGANT SIMPLE  
UNIQUE SOPHISTICATED



Simon | E6



ENDLESS  
FREEDOM

Simon | M3



BOUNDLESS & FEARLESS

# Simon | E3



ESSENTIAL DESIGN  
MAXIMUM FUNCTIONALITY

# Simon | E35




TIMELESS  
HARMONIOUS  
SLEEK LINES DESIGN

# Simon|52



LONGLASTING  
DISTINGUISHED DESIGN

# Simon|51A



VIVID COLOURS  
MIX & MATCH

# Simon | 57



VARIOUS COLORS  
UNLIMITED CREATIVITY

# Simon | 52S



MINIMALIST AESTHETIC  
SIMPLISTIC YET NOT SIMPLE

# Simon | 50E



PURE SQUARE  
GEOMETRY  
POWERFUL  
PERFORMANCE



## SWITCHES & SOCKETS COLLECTION

### SQUARE SWITCHES & SOCKETS




Simon S20

page.25



Simon V8

page.31




Simon M7

page.39




Simon i7

page.53



Simon E6

page.63



Simon M3

page.73



Simon E3

page.81



Simon E35

page.91



Simon 50E

page.99

### RECTANGLE SWITCHES & SOCKETS



Simon 52

page.103



Simon 51A

page.109



Simon 52S

page.117



Simon 57

page.123

### TRACK SOCKETS



Track Sockets

page.129



Simon D6S

page.135



Simon D7

page.139




FLUSH MOUNTING  
BOXES

page.143

# Simon | S20

Retro Futurism



## MULTIGANG FRAMES



Switches

Socket

Tel, TV and Data Outlets

Hotel solution


Frame





Switches

<p><b>821112</b> 1 Gang 2 Way Switch Module (waltz) (10AX 250V)</p> 	<p><b>821122</b> 2 Gang 2 Way Switch Module (waltz) (10AX 250V)</p> 	<p><b>821012</b> 1 Gang 2 Way Switch Module (16AX 250V)</p> 	<p><b>821022</b> 2 Gang 2 Way Switch Module (16AX 250V)</p> 
---	---	--	---





<p><b>825228</b> Twin Data Outlet Module</p> 	<p><b>825229</b> Telephone and Data Outlet Module Cat.6</p> 	<p><b>825302</b> TV and Data Outlet Module Cat.6</p> 
--	---	--

Hotel solution

<p><b>821032</b> 3 Gang 2 Way Switch Module (16AX 250V)</p> 	<p><b>822023</b> 20A Double Pole Switch module with LED (20AX 250V)</p> 	<p><b>824523</b> 45A Double Pole Switch module with LED (45A 250V)</p> 
--	--	--

<p><b>82E101</b> 200W LED Dimmer Switch Module</p> 	<p><b>82E601</b> Keycard Switch Module</p> 	<p><b>82E602</b> RFID Keycard Switch Module</p> 	<p><b>825901</b> Emergency Switch Module</p> 
---	---	--	---



Socket

<p><b>821089</b> Multi-Standard Socket Module (13A 250V)</p> 	<p><b>821087</b> Single EU-US with Earth Socket Module (16A 250V)</p> 	<p><b>821382</b> 13A BS Switched Socket Module (13A 250V)</p> 	<p><b>821687</b> Schuko Socket Module (16A 250V)</p> 
--	---	--	--

<p><b>82E731</b> 3000k Sensory Footlight Module</p> 	<p><b>82E651</b> Shaver Outlet Module</p> 	<p><b>821000</b> Blank Plate Module</p> 	<p><b>82E727</b> USB(5V 2.4A)+TYPE-C(45W) Module</p> 
---	---	---	--

Tel, TV and Data Outlets

<p><b>825111</b> TV Outlet Module</p> 	<p><b>825114</b> TV Outlet Module with F Connector</p> 	<p><b>825214</b> Telephone Outlet Module (RJ11)</p> 	<p><b>825218</b> Data Outlet Module Cat.6</p> 
---	--	--	---

<p><b>82E705</b> Rotary thermostat module with touch screen (Modbus, need customized gateway)</p> 	<p><b>82E707</b> Rotary thermostat module with touch screen(AC &amp; Floor heating) (Modbus, need customized gateway)</p> 
---	---

Frame

**820810**

1 Gang frame(square)



**820811**

1 Gang frame(oval)



**820812**

1 Gang frame(twin oval)



**820813**

1 Gang frame(waist-shaped)



**820814**


1 Gang frame(twin waist-shaped)



\*for the applicable module please refer to the ELV catalogue


**820815**

1 Gang frame(round)



**820820**

2 Gang frame (square+twin oval)



**820821**

2 Gang frame (square\*2)




**820822**

2 Gang frame (square+round)



**820823**


2 Gang frame (twin waist-shaped\*2)



\*for the applicable module please refer to the ELV catalogue

**820824**

2 Gang frame (twin waist-shaped+round)



\*for the applicable module please refer to the ELV catalogue

**820830**

3 Gang frame (square\*3)



**820831**

3 Gang frame (round+waist-shaped +twin waist-shaped)



\*for the applicable module please refer to the ELV catalogue

**820832**

3 Gang frame (square\*2+round)



**820833**

3 Gang frame (twin waist-shaped\*2+square)



\*for the applicable module please refer to the ELV catalogue

**820834**


3 Gang frame (square+twin waist-shaped\*2)



\*for the applicable module please refer to the ELV catalogue


**820840**

4 Gang frame(square\*4)



**820841**

4 Gang frame(twin waist-shaped\*3+round)



\*for the applicable module please refer to the ELV catalogue



-2A

-2C

-2B



# Simon V8




ELEGANT  
LUXURY  
DESIGN

- Switches
- Push Button
- Socket
- Tel, TV and Data Outlets
- Control and Regulation
- Hotel solution
- Others
- Frame

## COLOURS

White, Black, Champagne



COLOUR ▶ White -56 Champagne -26 Black

Dimensions of Applicable Box

Plate: 86\*86mm  
Box: 72\*72mm  
Fixing Center: 60.3mm

The codes are not included frames.

Switches

**80101**

1 Gang 1 Way Switch Module  
(16AX 250V)



**80104**

1 Gang 1 Way Switch Module  
with LED (16AX 250V)



**80201**

1 Gang 2 Way Switch Module  
(16AX 250V)



**80397H**

1 Gang Intermediate Switch Module  
(16AX 250V)



**80203**

20A Double Pole Switch Module  
with LED (20AX 250V)



**80204**

20A 2 Way Double Pole Switch Module  
with LED (20AX 250V)



**80323**

32A Double Pole Switch Module  
with LED (32A 250V)



**80324**

32A 2 Way Double Pole Switch Module  
with LED (32A 250V)



**80396**

2 Gang 1 Way Switch Module  
with LED (16AX 250V)



**80397**

2 Gang 2 Way Switch Module  
(16AX 250V)



**80398**

2 Gang 1 Way Switch Module  
(16AX 250V)



**80370**

3 Gang 1 Way Switch Module  
with LED (16AX 250V)



**80371**

3 Gang 1 Way Switch Module  
(16AX 250V)



**80372**

3 Gang 2 Way Switch Module  
(16AX 250V)



COLOUR ▶ White -56 Champagne -26 Black

Dimensions of Applicable Box

Plate: 86\*86mm  
Box: 72\*72mm  
Fixing Center: 60.3mm

The codes are not included frames.

Push Button

**80150**

Doorbell Switch Module  
(16A 250V)



**80104F**

1 Gang Push-button Switch Module  
with LED (16A 250V)



**80101F**

1 Gang Push-button Switch Module  
(16A 250V)



**80396F**

2 Gang Push-button Switch Module  
with LED (16A 250V)



**80398F**

2 Gang Push-button Switch Module  
(16A 250V)



**80370F**

3 Gang Push-button Switch Module  
with LED (16A 250V)



**80371F**

3 Gang Push-button Switch Module  
(16A 250V)



Socket

\*For LV solutions compatible with RCU system check "Simon BUS" catalogue.

**80430**

Multi-standard Socket Module  
(13A 250V)



**80431**

Multi-standard Switched  
Socket Module(13A 250V)



**80434**

BS Switched Socket Module  
(13A 250V)



**80435**

15A BS Switched Socket Module



**80487**

Euro-US Socket with  
Earth Contact Module (16A 250V)



**80687**

Schuko Socket Module  
(16A 250V)



**80E7252**

Multi-standard Socket Module  
with USB A+C Chargers(13A 250V)



**80E725**

Multi-standard Socket Module  
with Double USB Chargers (13A 250V)



COLOUR ▶ White -56 Champagne -26 Black

Dimensions of Applicable Box

Plate: 86\*86mm  
Box: 72\*72mm  
Fixing Center: 60.3mm

The codes are not included frames.

**80E7271**

USB(5V 3A)+TYPE-C(30W) module



*Tel, TV and Data Outlets*

**80476**

TV Outlet Module



**80478**

Twin TV Outlet Module



**80478S**

TV and TV with F Connector Module



**80480**

Telephone Outlet Module (RJ11)



**80480S**

Telephone Outlet Module (RJ12)



**80488**

Twin Telephone Outlet Module (RJ11)



**80491**

TV and Telephone Outlet Module (RJ11)



**80492**

TV and Data Outlet Module Cat.6.



**80591**

Data Outlet Module Cat.6.



**80593**

Twin Data Outlet Module Cat.6.



**80599**

Telephone (RJ11) and Data (RJ45) Outlet Module



**80800Y1**

Speaker Socket Module



COLOUR ▶ White -56 Champagne -26 Black

Dimensions of Applicable Box

Plate: 86\*86mm  
Box: 72\*72mm  
Fixing Center: 60.3mm

The codes are not included frames.

**80800Y2**

Twin Speaker Socket Module



**80494**

HDMI Outlet Module



**80495**

YGA-3.5 Earphone Outlet Module



*Control and Regulation*

**80313**

Dimmer Switch Module



**80317**

Fan Regulator Switch Module



**80E621**

Volume Control Switch Module (3 wires)



*Hotel Solutions*

**45002**

Doorbell



**58E616**

Doorbell Switch with "Do Not Disturb" "Make Up Room" Indicator



**80805**

Doorbell Switch Module with "Do Not Disturb" & "Make Up Room" Indicator



**D80397**

2 Gang 2 Way Switch Module with "Do Not Disturb" "Make Up Room"



*Others*

**80526**

Keycard Switch Module



**80809**

Emergency Switch Module



**80800**

Blank Plate Module








# Frames

Dimensions of Applicable Box









## V8 Basic Frame(Plastic)



- 80810** 1 Gang Basic Frame  90mm\*86mm
- 80820** 2 Gang Basic Frame (76type)  90mm\*162mm
- 80830** 3 Gang Basic Frame (76type)  90mm\*238mm
- 80840** 4 Gang Basic Frame (76type)  90mm\*314mm
- 80850** 5 Gang Basic Frame (76type)  90mm\*390mm





## V8 Nature Frame(Crystal)








- 80611-30/-31/-63/-64** 1 Gang Nature Frame (M) M:  L: 
- 80610-30/-31/-63/-64** 1 Gang Nature Frame (L)
- 80620-30/-31/-63/-64** 2 Gang Nature Frame (76type)  90mm\*178mm
- 80630-30/-31/-63/-64** 3 Gang Nature Frame (76type)  90mm\*254mm
- 80640-30/-31/-63/-64** 4 Gang Nature Frame (76type)  90mm\*330mm
- 80650-30/-31/-63/-64** 5 Gang Nature Frame (76type)  90mm\*406mm

## V8 Classic Frame (Metal)



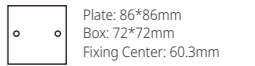
- 80821-42/-48** 2 Gang Classic Frame (76type\*)  86mm\*162mm
- 80831-42/-48** 3 Gang Classic Frame (76type\*)  86mm\*238mm
- 80841-42/-48** 4 Gang Classic Frame (76type\*)  86mm\*314mm
- 80851-42/-48** 5 Gang Classic Frame (76type\*)  86mm\*390mm

\*76type:More compacted design,less space between rockers,require 76 type mounting box.

- 80811-42/-48** 1 Gang Classic Frame (86type)  86mm\*86mm
- 80822-42/-48** 2 Gang Classic Frame (86type)  86mm\*172mm
- 80832-42/-48** 3 Gang Classic Frame (86type)  86mm\*258mm
- 80842-42/-48** 4 Gang Classic Frame (86type)  86mm\*344mm
- 80852-42/-48** 5 Gang Classic Frame (86type)  86mm\*430mm

# Frames

Dimensions of Applicable Box



## V8 Nature Pro Frame (Rock)



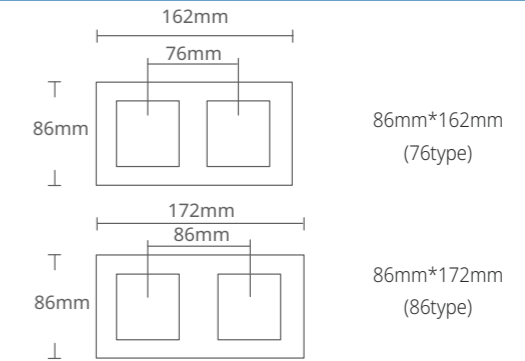
- 80716-2A/-2B/-2C** 1 Gang Frame  95mm\*102mm
- 80726-2A/-2B/-2C** 2 Gang Frame  95mm\*178mm
- 80736-2A/-2B/-2C** 3 Gang Frame  95mm\*254mm

## V8 Key Card Frame



- 80813** Basic Key Card Frame(86mm\*86mm)
- 80613-30/-31/-63/-64** Nature Key Card Frame (M) M:  L: 
- 80612-30/-31/-63/-64** Nature Key Card Frame (L)
- 80815-42/-48** Classic Key Card Frame(86mm\*86mm)

## 2 Gang Classic Frame (76&86type\*)



## 76 Type:for Muliti-gang

**607010-50**  
1 Gang Flush Mounting Box



## 86 Type:for Muliti-gang

**45DH86**  
1 Gang Flush Mounting Box



# Simon | M7

SELECTED MATERIAL  
SLIM AESTHETICS  
SMART INSPIRATION



- Switches
- Socket
- Tel, TV and Data Outlets
- Others
- Frame

## Simon M7 Air



Platinum White



6R Platinum Silver



6Q Platinum Grey



reddot winner 2023



COLOUR ▶ Platinum White -6R Platinum Silver -6Q Platinum Grey

Dimensions of Applicable Box


Plate: 86\*86mm  
Box: 72\*72mm  
Fixing Center: 60.3m

\*Customizable no logo version available

Switches

**661011**

1 Gang 1 Way Switch  
(16AX 250V)




**661012**

1 Gang 2 Way Switch  
(16AX 250V)




**661026**

1 Gang Intermediate Switch  
(16AX 250V)



**662023**

20A Double Pole Switch with LED  
(20AX 250V)




**661021F**

2 Gang Push-button Switch  
(16AX 250V)




**662024**

20A 2 Way Double Pole  
Switch with LED (20AX 250V)




**662025**

20A Double Pole Switch with LED  
(with earth bond)  
(20AX 250V)



**662026**

20A 2 Way Double Pole  
Switch with LED (with earth bond)  
(20AX 250V)



**661021**


2 Gang 1 Way Switch  
(16AX 250V)



Socket

**661080**

2 Pin Socket and  
Multi-standard Socket  
(10A 250V)



**661089**

Multi-standard Socket with Switch  
(13A 250V)




**661287**

Twin EU-US with Earth Socket  
(16A 250V)



**661382**

13A BS Switched Socket  
(13A 250V)



**661022**

2 Gang 2 Way Switch  
(16AX 250V)



**661046**

2 Gang Intermediate Switch  
(16AX 250V)



**661031**

3 Gang 1 Way Switch  
(16AX 250V)



**661032**

3 Gang 2 Way Switch  
(16AX 250V)



**661383**

13A BS Double Pole  
Switched Socket  
(13A 250V)



**661687**

Schuko Socket  
(16A 250V)




**66E7253**

Multi-standard Socket with  
USB A+C Chargers  
(13A 250V)



**66E7251**

Twin EU-US with Earth Socket  
with USB A+C Chargers  
(16A 250V)



**661041**

4 Gang 1 Way Switch  
(16AX 250V)




**661042**

4 Gang 2 Way Switch  
(16AX 250V)




**666301**

Doorbell Switch  
(16AX 250V)



**661011F**

1 Gang Push-button Switch  
(16AX 250V)



**66E7254**

13A BS Switched Socket  
with USB A+C Chargers  
(13A 250V)




**66E7255**

13A BS Double Pole Switched Socket  
with USB A+C Chargers  
(13A 250V)



**66E722**

USB(5V 2.4A)+TYPE-C(65W)



Dimensions of Applicable Box

Plate: 86\*86mm  
Box: 72\*72mm  
Fixing Center: 60.3m

\*Customizable no logo version available

COLOUR ▶ Platinum White -6R Platinum Silver -6Q Platinum Grey

Dimensions of Applicable Box

Plate: 86\*86mm  
Box: 72\*72mm  
Fixing Center: 60.3m

\*Customizable no logo version available

Tel, TV and Data Outlets

**665111**

TV Outlet



**665214**

Telephone Outlet (RJ11)



**665218**

Data Outlet Cat.6



**665228**

Twin Data Outlet Cat.6



**665229**

Telephone and Data Outlet



**665302**

TV and Data Outlet Cat.6



**665114**

TV Outlet with F Connector



Hotel Solutions

**45002**

Doorbell




**58E616**

Doorbell Switch with "Do Not Disturb"  
"Make Up Room" Indicator



**66E732**

3000k Sensory Footlight



**665901**

Emergency Switch



**66E747**

Dual Band Gigabit Wall-mounted  
WiFi Router (POE Wifi 6)



**66E748**

Dual Band Gigabit Wall-mounted  
WiFi Router (POE Wifi 5)



**66E7005**

Ventilation System



**66E7006**

Thermostat (VRV, Modbus,  
need customized gateway)



COLOUR ▶ Platinum White -6R Platinum Silver -6Q Platinum Grey

Dimensions of Applicable Box

Plate: 86\*86mm  
Box: 72\*72mm  
Fixing Center: 60.3m

\*Customizable no logo version available

Others

**66E102**

200W LED Dimmer Switch  
(Triac)




**661000**

Blank Plate



**665200**

Wire outlet



Frames


**660820**

2 Gang frame



**660830**

3 Gang frame




**660840**

4 Gang frame



**660850**

5 Gang frame



# Simon M7 Metal



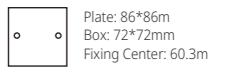
2B Brushed Grey



2A Frosted silver



2C Satin Gold



\*Customizable no logo version available

COLOUR ▶ -2B Brushed Grey -2A Frosted silver -2C Satin Gold

## Switches

### 661011M

1 Gang 1 Way Switch  
(16AX 250V)



### 661012M

1 Gang 2 Way Switch  
(16AX 250V)



### 661026M

1 Gang Intermediate Switch  
(16AX 250V)



### 662023M

20A Double Pole Switch with LED  
(20AX 250V)



### 662024M

20A 2 Way Double Pole  
Switch with LED (20AX 250V)



### 662025M

20A Double Pole Switch with LED  
(with earth bond)  
(20AX 250V)



### 662026M

20A 2 Way Double Pole Switch with LED  
(with earth bond)  
(20AX 250V)



### 661021M

2 Gang 1 Way Switch  
(16AX 250V)



### 661022M

2 Gang 2 Way Switch  
(16AX 250V)



### 661046M

2 Gang Intermediate Switch  
(16AX 250V)



### 661031M

3 Gang 1 Way Switch  
(16AX 250V)



### 661032M

3 Gang 2 Way Switch  
(16AX 250V)



### 661041M

4 Gang 1 Way Switch  
(16AX 250V)



### 661042M

4 Gang 2 Way Switch  
(16AX 250V)



### 666301M

Doorbell Switch  
(16AX 250V)



### 661011FM

1 Gang Push-button Switch  
(16AX 250V)





COLOUR ▶ **-2B** Brushed Grey **-2A** Frosted silver **-2C** Satin Gold

Dimensions of Applicable Box



\*Customizable no logo version available

**661021FM**

2 Gang Push-button Switch  
(16AX 250V)



Socket

**661080M**

2 Pin Socket and  
Multi-standard Socket  
(10A 250V)



**661089M**

Multi-standard Socket with Switch  
(13A 250V)



**661287M**

Twin EU-US with Earth Socket  
(16A 250V)



**661382M**

13A BS Switched Socket  
(13A 250V)



**661383M**

13A BS Double Pole  
Switched Socket  
(13A 250V)



**661687M**

Schuko Socket  
(16A 250V)



**66E7253M**

Multi-standard Socket with  
USB A+C Chargers  
(13A 250V)



**66E7251M**

Twin EU-US with Earth Socket  
with USB A+C Chargers  
(16A 250V)



**66E7254M**

13A BS Switched Socket  
with USB A+C Chargers  
(13A 250V)

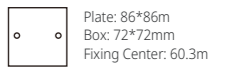


**66E7255M**

13A BS Double Pole Switched Socket  
with USB A+C Chargers  
(13A 250V)



Dimensions of Applicable Box



\*Customizable no logo version available

COLOUR ▶ **-2B** Brushed Grey **-2A** Frosted silver **-2C** Satin Gold

Tel, TV and Data Outlets

**665111M**

TV Outlet



**665214M**

Telephone Outlet (RJ11)



**665218M**

Data Outlet Cat.6



**665228M**

Twin Data Outlet Cat.6



**665229M**

Telephone and Data Outlet



**665302M**

TV and Data Outlet Cat.6



**665114M**

TV Outlet with F Connector



Others

**661000M**

Blank Plate



**665901M**

Emergency Switch



**66E102M**

200W LED Dimmer Switch  
(Triac)



# Simon M7 Gem



4F Diamond White



4E Diamond Silver



4D Diamond Grey



COLOUR ▶

-4F  
Diamond White

-4E  
Diamond Silver

-4D  
Diamond Grey

Dimensions of Applicable Box

Plate: 86\*86mm  
Box: 72\*72mm  
Fixing Center: 60.3m

\*Customizable no logo version available, MOQ 200/SKU

## Switches

**661011G**

1 Gang 1 Way Switch  
(16AX 250V)



**661012G**

1 Gang 2 Way Switch  
(16AX 250V)



**661026G**

1 Gang Intermediate Switch  
(16AX 250V)



**662023G**

20A Double Pole Switch with LED  
(20AX 250V)



**662024G**

20A 2 Way Double Pole  
Switch with LED(20AX 250V)



**662025G**

20A Double Pole Switch with LED  
(with earth bond)  
(20AX 250V)



**662026G**

20A 2 Way Double Pole Switch with LED  
(with earth bond)  
(20AX 250V)



**661021G**

2 Gang 1 Way Switch  
(16AX 250V)



**661022G**

2 Gang 2 Way Switch  
(16AX 250V)



**661046G**

2 Gang Intermediate Switch  
(16AX 250V)



**661031G**

3 Gang 1 Way Switch  
(16AX 250V)



**661032G**

3 Gang 2 Way Switch  
(16AX 250V)



**661041G**

4 Gang 1 Way Switch  
(16AX 250V)



**661042G**

4 Gang 2 Way Switch  
(16AX 250V)



**666301G**

Doorbell Switch  
(16AX 250V)



**661011FG**

1 Gang Push-button Switch  
(16AX 250V)



COLOUR ▶ -4F Diamond White -4E Diamond Silver -4D Diamond Grey

Dimensions of Applicable Box



\*Customizable no logo version available, MOQ 200/SKU

**661021FG**

2 Gang Push-button Switch (16AX 250V)



Socket

**661080G**

2 Pin Socket and Multi-standard Socket (10A 250V)



**661089G**

Multi-standard Socket with Switch (13A 250V)



**661287G**

Twin EU-US with Earth Socket (16A 250V)



**661382G**

13A BS Switched Socket (13A 250V)



**661383G**

13A BS Double Pole Switched Socket (13A 250V)



**661687G**

Schuko Socket (16A 250V)



**66E7253G**

Multi-standard Socket with USB A+C Chargers (13A 250V)



**66E7251G**

Twin EU-US with Earth Socket with USB A+C Chargers (16A 250V)



**66E7254G**

13A BS Switched Socket with USB A+C Chargers (13A 250V)

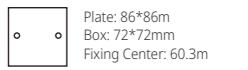


**66E7255G**

13A BS Double Pole Switched Socket with USB A+C Chargers (13A 250V)



Dimensions of Applicable Box



\*Customizable no logo version available, MOQ 200/SKU

COLOUR ▶ -4F Diamond White -4E Diamond Silver -4D Diamond Grey

Tel, TV and Data Outlets

**665111G**

TV Outlet



**665214G**

Telephone Outlet (RJ11)



**665218G**

Data Outlet Cat.6



**665228G**

Twin Data Outlet Cat.6



**665229G**

Telephone and Data Outlet



**665302G**

TV and Data Outlet Cat.6



**665114G**

TV Outlet with F Connector



Others

**725901G**

Emergency Switch



**661000G**

Blank Plate



**66E747G**

Dual Band Gigabit Wall-mounted WiFi Router (POE Wifi 6)



**66E748G**

Dual Band Gigabit Wall-mounted WiFi Router (POE Wifi 5)



**66E102G**

200W LED Dimmer Switch (Triac)



# Simon|i7

ELEGANT  
SIMPLE  
UNIQUE  
SOPHISTICATED



- Switches
- Push Button Switches
- Sockets
- Tel, TV and Data Outlets
- Control and Regulation
- Hotel Solutions
- Others
- Docking
- Frames
- Mounting Box




## COLOURS

White, Champagne, Grey,black


## MULTIGANG FRAMES



1 Gang



2 Gang



3 Gang



4 Gang



5 Gang



COLOUR ▶ White -46 Champagne -61 Grey -26 Black

Dimensions of Applicable Box

Plate: 86\*86mm  
Box: 72\*72mm  
Fixing Center: 60.3mm

The codes are not included frames.

Switches

**701011**

1 Gang 1 Way Switch Module  
(16AX 250V)



**701012**

1 Gang 2 Way Switch Module  
(16AX 250V)



**701013**

1 Gang 1 Way Switch Module  
with LED(16AX 250V)



**701014**

1 Gang 2 Way Switch Module  
with LED(16AX 250V)



**701033**

3 Gang 1 Way Switch  
Module with LED(16AX 250V)



**701034**

3 Gang 2 Way Switch  
Module with LED(16AX 250V)



**701041**

4 Gang 1 Way Switch Module  
(10AX 250V)



**701042**

4 Gang 2 Way Switch Module  
(10AX 250V)



**701026**

1 Gang Intermediate Switch  
Module(16AX 250V)



**702023**

20A Double Pole Switch Module  
with LED(20AX 250V)



**702024**

20A 2 Way Double Pole Switch  
Module with LED(20AX 250V)



**703223**

32A Double Pole Switch Module  
with LED(32A 250V)



**701043**

4 Gang 1 Way Switch Module  
with LED(10AX 250V)




**701044**

4 Gang 2 Way Switch Module  
with LED (10AX 250V)



**702043**

Twin 20A Double Pole Switch  
Module with LED  
(20AX 250V)



**703224**

32A 2 Way Double Pole Switch  
Module with LED(32A 250V)




**701021**

2 Gang 1 Way Switch Module  
(16AX 250V)



**701022**

2 Gang 2 Way Switch Module  
(16AX 250V)



**701023**

2 Gang 1 Way Switch Module  
with LED(16AX 250V)



Push Button

**706301**

Doorbell switch module  
(16A 250V)



**701011F**

1 Gang Push-button Switch  
Module(16A 250V)



**701021F**

2 Gang Push-button Switch  
Module(16A 250V)



**701031F**

3 Gang Push-button Switch  
Module(16A 250V)



**701024**

2 Gang 2 Way Switch Module  
with LED(16AX 250V)



**701046**

2 Gang Intermediate Switch  
Module(10AX 250V)



**701031**

3 Gang 1 Way Switch Module  
(16AX 250V)



**701032**

3 Gang 2 Way Switch Module  
(16AX 250V)



**701041F**

4 Gang Push-button Switch  
Module(10A 250V)



Dimensions of Applicable Box

Plate: 86\*86mm  
Box: 72\*72mm  
Fixing Center: 60.3mm

The codes are not included frames.

COLOUR ▶ White -46 Champagne -61 Grey -26 Black

COLOUR ▶ White -46 Champagne -61 Grey -26 Black

Dimensions of Applicable Box

Plate: 86\*86mm  
Box: 72\*72mm  
Fixing Center: 60.3mm

The codes are not included frames.

Sockets

701080

2 Pin Socket and Multi-standard Socket Module(10A 250V)




701089

Multi-standard Socket Module with Switch(13A 250V)



711287

Twin Euro-US Socket (combined with frame)(16A 250V)



701087

Single EU-US with Earth Socket Module(16A 250V)



701583

15A BS Switched Socket Module with LED(15A 250V)



Dimensions of Applicable Box

Plate: 86\*86mm  
Box: 72\*72mm  
Fixing Center: 60.3mm

The codes are not included frames.

COLOUR ▶ White -46 Champagne -61 Grey -26 Black

Tel, TV and Data Outlets

705111

TV Outlet Module



705114

TV Outlet Module with F Connector



705119

Twin TV Outlet Module




705119S

TV and TV with F Connector Module




701382

13A BS Switched Socket Module (13A 250V)



701582

15A BS Switched Socket Module (15A 250V)



701687

Schuko Socket Module (16A 250V)



70E725

Multi-standard Socket Module with Twin USB Chargers(13A 250V)



705214

Telephone Outlet Module (RJ11)



705218

Data Outlet Module (Cat.6)



705224

Twin Telephone Outlet Module (RJ11)



705228

Twin Data Outlet Module (Cat.6)



70E7253

Multi-standard Switched Socket Module with USB A+C Chargers (13A 250V)



71E7251

Twin EU-US with Earth Socket with USB A+C Chargers(16A 250V) (combined with frame)



701384

13A BS Switched Socket Module with USB chargers(13A 250V)



70E7254

13A BS Switched Socket Module with USB A+C Chargers (13A 250V)



705229

Telephone & Data Outlet Module



705301

Telephone & TV Outlet Module



705302

TV and Data Outlet Module



705401

Speakers Outlet Module



70E727

USB(5V 2.4A)+TYPE-C(45W) Module



701075

2 pin Socket Module with Switch (10A 250V)



701180

2 Pin Socket and Multi-standard Socket Module with Switch with LED (10A 250V)



701189

Multi-standard Socket Module with Switch with LED (13A 250V)



COLOUR ▶ White -46 Champagne -61 Grey -26 Black

Dimensions of Applicable Box

Plate: 86\*86mm  
Box: 72\*72mm  
Fixing Center: 60.3mm

The codes are not included frames.

**705402**

Twin Speakers Outlet Module



**700493**

AV-S Multimedia Socket Module



**700494**

USB and HDMI Outlet Module



**700495**

VGA-3.5 and Audio Outlet Module



**Control And Regulation**

**70E621**

4-Channel Volume Control Switch Module(3 wires)



**70E102**

200W LED Dimmer Switch Module (Triac Leading edge)



**70E201**

Fan Regulator Switch Module



**70E104**

200W LED Dimmer Switch Module (1-10V)



**70E105**

200W LED Dimmer Switch Module (Triac Trailing edge)



**70E103**

200W 2Way LED Dimmer Switch Module (Triac)



Use with 701011F

**70E202**

Fan Regulator Switch Module with Switch



COLOUR ▶ White -46 Champagne -61 Grey -26 Black

Dimensions of Applicable Box

Plate: 86\*86mm  
Box: 72\*72mm  
Fixing Center: 60.3mm

The codes are not included frames.

**Hotel Solutions**

**D701022**

2 Gang 2 Way Switch Module with "Do Not Disturb" & "Make Up Room"



**D701024**

2 Gang 2 Way Switch Module with "Do Not Disturb" & "Make Up Room" (with LED)



**70E611**

Doorbell Switch Module with "Do Not Disturb"Indicator



**70E612**

Doorbell Switch Module with "Do Not Disturb"&"Make Up Room" Indicator



**45E611-61**

"Do not Disturb","Make Up room", "Wait A minute","Someone In" Indicator



**45002**

Doorbell



**58E616**

Doorbell Switch with "Do Not Disturb" "Make Up Room" Indicator



**70E7001**

i7 Thermostat Module (FCU,2 pipes)



**70E7006**

i7 Thermostat Module (FCU, 4 pipes)



**70E7005**

Ventilation System Module



**70E7016**

Thermostat(VRV, Modbus, need customized gateway)



**70E745**

Wall-mounted Wireless AP Router Module (High voltage)



**70E746**

Wall-mounted Wireless AP Router Module (POE)



**70E748**

Dual Band Gigabit Wall-mounted WiFi Router Module (POE Wifi 5)











COLOUR ▶ White -46 Champagne -61 Grey -26 Black

Dimensions of Applicable Box

Plate: 86\*86mm  
Box: 72\*72mm  
Fixing Center: 60.3mm


The codes are not included frames.

<p><b>70E601</b> KeyCard Switch Module</p> 	<p><b>70E602</b> RFID KeyCard Switch Module</p> 	<p><b>705901</b> Emergency Switch Module</p> 	<p><b>714504</b> Shaver outlet Module (146) (combined with frame)</p> 
--	---	---	---



<p><b>70E651</b> Shaver Outlet Module</p> 	<p><b>70E731</b> 6000K Footlight Module</p> 	<p><b>70E732</b> 3000K Footlight Module</p> 	<p><b>70E733</b> 3000K Sensory Footlight Module</p> 
--	--	---	--

Others

**701000**  
Blank Plate Module



Docking

<p><b>70E751</b> Docking Socket Module</p> 	<p><b>76E755</b> Type A+C Double USB outlet kit</p> 	<p><b>76E752</b> Wall light kit (3W3000K)</p> 	<p><b>76E753</b> Reading Lamp kit (5W3000K)</p> 
--	---	--	---





COLOUR ▶ White -46 Champagne -61 Grey -26 Black

Dimensions of Applicable Box

Plate: 86\*86mm  
Box: 72\*72mm  
Fixing Center: 60.3mm

The codes are not included frames.





Frames 76

<p><b>700610</b> 1 gang frame</p> 	<p><b>700620</b> 2 gang frame (86mm*162mm)</p> 	<p><b>700630</b> 3 gang frame (86mm*238mm)</p> 	<p><b>700640</b> 4 gang frame (86mm*314mm)</p> 
---	--	--	--

Mounting Box

<p><b>700650</b> 5 gang frame (86mm*390mm)</p> 	<p><b>60710-50</b> 1 Gang Flush Mounting Box ( use for 76 type)</p> 
--	---

Frames 86

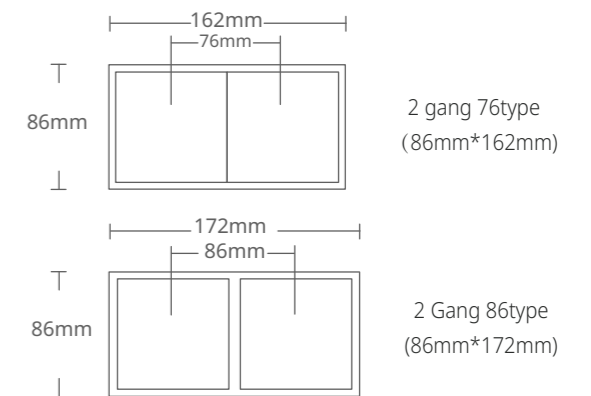
<p><b>700820</b> 2 Gang frame (86mm*172mm)</p> 	<p><b>700830</b> 3 Gang Frame (86mm*258mm)</p> 	<p><b>700840</b> 4 Gang Frame (86mm*344mm)</p> 	<p><b>700850</b> 5 Gang Frame (86mm*430mm)</p> 
--	--	--	--

Mounting Box

**45DH86**  
1 Gang Flush Mounting Box  
( use for standard 86 type)



i7 2 Gang(76&86type\*)





# Simon | E6

ELEGANT

LUXURY

DESIGN



- Switches
- Push Button
- Socket
- Tel, TV and Data Outlets
- Control and Regulation
- Hotel solution
- Others
- Frame



## ROCKER COLOURS

White, Champagne, Grey, Black

## MULTIGANG FRAMES



2 Gang



3 Gang



4 Gang



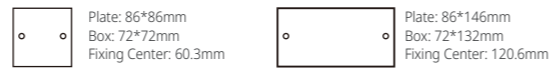
5 Gang



COLOUR ▶



Dimensions of Applicable Box



Switches

**721011**

1 Gang 1 Way Switch  
(16AX 250V)



**721012**

1 Gang 2 Way Switch  
(16AX 250V)



**721013**

1 Gang 1 way Switch with LED  
(16AX 250V)



**721021**

2 Gang 1 Way Switch  
(16AX 250V)



**721022**

2 Gang 2 Way Switch  
(16AX 250V)



**721023**

2 Gang 2 Way Switch with LED  
(16AX 250V)



**721031**

3 Gang 1 Way Switch  
(16AX 250V)



**721032**

3 Gang 2 Way Switch  
(16AX 250V)



**721033**

3 Gang 1 Way Switch with LED  
(16AX 250V)



**721041**

4 Gang 1 Way Switch  
(10AX 250V)



**721042**

4 Gang 2 Way Switch  
(10AX 250V)



**721043**

4 Gang 1 Way Switch with LED  
(10AX 250V)



**721026**

1 Gang Intermediate Switch  
(16AX 250V)



**721046**

2 Gang Intermediate Switch  
(10AX 250V)



**722023**

20A Double Pole Switch  
with LED (20AX 250V)



**722024**

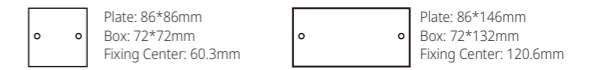
20A 2 way Double Pole Switch  
with LED (20AX 250V)



COLOUR ▶



Dimensions of Applicable Box



**723223**

32A Double Pole Switch  
with LED (32A 250V)



**723224**

32A 2 Way Double Pole Switch  
with LED (32A 250V)



**722123**

20A Double Pole Switch with LED  
(20AX 250V)



**724523**

45A Double Pole Switch with LED  
(45A 250V)



**721027**

1 Gang Curtain Switch  
(16AX 250V)



**724542**

4 Gang 2 Way Switch (146)  
(10AX 250V)



**724562**

6 Gang 2 Way Switch (146)  
(10AX 250V)



Push Button Switches

**721011F**

1 Gang Push-button  
(16A 250V)



**721021F**

2 Gang Push-button  
(16A 250V)



**721031F**

3 Gang Push-button  
(16A 250V)



**726301**

Doorbell Switch  
(16A 250V)



COLOUR ▶ White -46 Champagne -61 Grey -26 Black

Dimensions of Applicable Box  
 Plate: 86\*86mm Box: 72\*72mm Fixing Center: 60.3mm  
 Plate: 86\*146mm Box: 72\*132mm Fixing Center: 120.6mm

Sockets


**721080**

2 Pin Socket and Multi-standard Socket(10A 250V)



**721089**

Multi-Standard Socket with Switch (13A 250V)




**721087**

Single EU-US with Earth Socket (16A 250V)



**721287**

Twin EU-US with Earth Socket (16A 250V)




**721382**

13A BS Switched Socket (13A 250V)



**721385**

13A BS Double Pole Switched Socket (13A 250V)



**721386**

13A BS Switched Socket with Twin USB chargers(13A 250V)



**721582**

15A BS Switched Socket (15A 250V)




**721687**

Schuko Socket (16A 250V)




**724581**

Twin BS Double Pole Switched socket (13A 250V)




**724582**

Twin BS Switched socket (13A 250V)




**724584**

Cooker Control Unit 45A DP Switch + 13A DP Switched Socket with Indicator (13A/45A 250V)



**724585**

Twin BS Double Pole Switched Socket with USB A+C Chargers (13A 250V)



Dimensions of Applicable Box  
 Plate: 86\*86mm Box: 72\*72mm Fixing Center: 60.3mm  
 Plate: 86\*146mm Box: 72\*132mm Fixing Center: 120.6mm

COLOUR ▶ White -46 Champagne -61 Grey -26 Black

**72E725**

Multi-standard Socket with Twin USB chargers (13A 250V)



**721384**

13A BS Switched Socket with USB chargers(13A 250V)




**72E7253**

Multi-standard Socket with USB A+C Chargers (13A 250V)



**72E7251**

Twin EU-US with Earth Socket with USB A+C Chargers (16A 250V)



**72E7254**

13A BS Switched Socket with USB A+C Chargers (13A 250V)



Tel, TV and Data Outlets

**725111**

TV Outlet



**725119**

Twin TV Outlet



**725114**

TV Outlet with F type connector



**725214**

Telephone Outlet



**725218**

Data Outlet Cat.6



**725301**

TV and Telephone Outlet (R11)



**725302**

TV and Data Outlet Cat.6



**725229**

Telephone and Data Outlet Cat.6



COLOUR ▶ White -46 Champagne -61 Grey -26 Black

Dimensions of Applicable Box  
 Plate: 86\*86mm Box: 72\*72mm Fixing Center: 60.3mm  
 Plate: 86\*146mm Box: 72\*132mm Fixing Center: 120.6mm

**725228**  
Twin Data Outlet Cat.6



**725224**  
Twin Telephone Outlet (RJ11)



**725401**  
Speaker Outlet



**725402**  
Twin Speaker Outlet



**Control and Regulation**

**72E201**  
Fan Regulator Switch



**72E102**  
200W LED Dimmer Switch (Triac Leading edge)



**72E104**  
200W LED Dimmer Switch (1-10V)



**72E105**  
200W LED Dimmer Switch (Triac Trailing edge)



**72E621**  
70-120V Volume Control Switch (3 wires) or 4 Channel Volume Control Switch (3 wires)



COLOUR ▶ White -46 Champagne -61 Grey -26 Black

Dimensions of Applicable Box  
 Plate: 86\*86mm Box: 72\*72mm Fixing Center: 60.3mm  
 Plate: 86\*146mm Box: 72\*132mm Fixing Center: 120.6mm

**Hotel Solutions**

**725901**  
Emergency Switch



**D721022**  
2 Gang 2 Way Switch with "Do Not Disturb" & "Make Up Room"



**72E601**  
Keycard Switch



**72E602**  
RFID Keycard Switch



**45002**  
Doorbell



**58E616**  
Doorbell Switch with "Do Not Disturb" "Make Up Room" Indicator



**72E704**  
Thermostat (VRV, Modbus, need customized gateway)



**72E706**  
Ventilation System Module



**72E745**  
Wall-mounted WiFi Router



**72E746**  
Wall-mounted WiFi Router (POE)



**70E748**  
Dual Band Gigabit Wall-mounted WiFi Router Module (POE Wifi 5)




**72E651**  
Shaver Outlet



**Others**

**725200**  
Wire Outlet



**721000**  
Blank Plate



# Frames

### Dimensions of Applicable Box



Plate: 86\*86mm  
Box: 72\*72mm  
Fixing Center: 60.3mm




Plate: 86\*146mm  
Box: 72\*132mm  
Fixing Center: 120.6mm

## Frames

\*Frame only needed when multi-gang installation is required. Order seperately.

### 720610

1 Gang Frame



### 720620

2 Gang Frame/86type  
(86mm\*\*175mm)



### 720630

3 Gang Frame/86type  
(86mm\*260mm)



# Frames

### Dimensions of Applicable Box



Plate: 86\*86mm  
Box: 72\*72mm  
Fixing Center: 60.3mm



Plate: 86\*146mm  
Box: 72\*132mm  
Fixing Center: 120.6mm

### 720640

4 Gang Frame/86type  
(86mm\*345mm)



### 720650

5 Gang Frame/86type  
(86mm\*430mm)



### 45DH86

1 Gang Flush Mounting Box  
( use for standard 86 type)




### 45DH146

146 Flush Mounting Box  
(Twin Socket)




# Simon | M3

Boundless & Fearless




- Switches
- Push Button
- Socket
- Tel, TV and Data Outlets
- Control and Regulation
- Hotel solution
- Others
- Docking
- Frame




## COLOURS

White, Grey, Champagne, Black, Vintage gold, Space gery

## MULTIGANG FRAMES




2 Gang



3 Gang



4 Gang



5 Gang



COLOUR ▶

White	-46 Champagne	-61 Grey	-26 Black	-6J Vintage gold	-6K Spacegrey
-------	------------------	-------------	--------------	---------------------	------------------

Dimensions of Applicable Box

Plate: 86\*86mm  
Box: 72\*72mm  
Fixing Center: 60.3mm

Switches

**581111**

1 Gang 1 Way Switch  
(16AX 250V)



**581112**

1 Gang 2 Way Switch  
(16AX 250V)



**581011**

1 Gang 1 Way Switch with  
fluorescent (16AX 250V)



**581012**

1 Gang 2 Way Switch with  
fluorescent (16AX 250V)



**581121**

2 Gang 1 Way Switch  
(16AX 250V)



**581122**

2 Gang 2 Way Switch  
(16AX 250V)



**581021**

2 Gang 1 Way Switch with  
fluorescent (16AX 250V)



**581022**

2 Gang 2 Way Switch with  
fluorescent (16AX 250V)



**581131**

3 Gang 1 Way Switch  
(16AX 250V)



**581132**

3 Gang 2 Way Switch  
(16AX 250V)



**581031**

3 Gang 1 Way Switch with  
fluorescent (16AX 250V)



**581032**

3 Gang 2 Way Switch with  
fluorescent (16AX 250V)



**581141**

4 Gang 1 Way Switch  
(10AX 250V)



**581142**

4 Gang 2 Way Switch  
(10AX 250V)



**581041**

4 Gang 1 Way Switch with  
fluorescent (10AX 250V)



**581042**

4 Gang 2 Way Switch with  
fluorescent (10AX 250V)



COLOUR ▶

White	-46 Champagne	-61 Grey	-26 Black	-6J Vintage gold	-6K Spacegrey
-------	------------------	-------------	--------------	---------------------	------------------

Dimensions of Applicable Box

Plate: 86\*86mm  
Box: 72\*72mm  
Fixing Center: 60.3mm

**581126**

1 Gang Intermediate Switch  
(16AX 250V)



**581026**

1 Gang Intermediate Switch  
with fluorescent  
(16AX 250V)



**581146**

2 Gang Intermediate Switch  
(10AX 250V)



**581046**

2 Gang Intermediate with  
fluorescent  
(10AX 250V)



**582023**

20A Double Pole Switch  
with LED  
(20AX 250V)



**582024**

20A 2 Way Double Pole Switch  
with LED  
(20AX 250V)



**582025**

20A Double Pole Switch with LED  
(with earth bond)  
(20AX 250V)



**582026**

20A 2 Way Double Pole Switch with LED  
(with earth bond)  
(20AX 250V)



Push Button

**581111F**

1 Gang Push-button Switch




**581121F**

2 Gang Push-button Switch



**581011F**

1 Gang Push-button  
Switch with fluorescent




**581021F**

2 Gang Push-button  
Switch with fluorescent



**586301**

Doorbell Switch with fluorescent



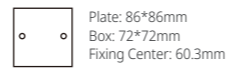
**586311**

Doorbell Switch



COLOUR ▶ White -46 Champagne -61 Grey -26 Black -6J Vintage gold -6K Spacegrey

Dimensions of Applicable Box



Sockets


**581080**

2 Pin Socket and Multi-standard Socket (10A 250V)




**581089**

Multi-standard Socket with Switch (13A 250V)




**581287**

Twin EU-US with Earth Socket (16A 250V)



**581382**

13A BS Switched Socket (13A 250V)




**584582**

Twin BS Switched Socket (13A 250V)



**581582**

15A BS Switched Socket (15A 250V)



**581687**

Schuko Socket (16A 250V)



**58E7253**

Multi-standard Socket with USB A+C Chargers (13A 250V)



**58E7251**

Twin EU-US with Earth Socket with USB A+C Chargers (16A 250V)



**58E7254**

13A BS Switched Socket with USB A+C Chargers (13A 250V)



**584585**

Twin BS Double Pole Switched Socket with USB A+C Chargers (13A 250V)



**581075**

2 pin Socket with Switch (10A 250V)



**581583**

15A BS Switched Socket with LED (15A 250V)



**581189**

Multi-standard Socket with Switch with LED (13A 250V)



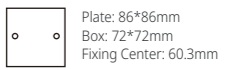
**581180**

2 Pin Socket and Multi-standard Socket with Switch with LED (10A 250V)



COLOUR ▶ White -46 Champagne -61 Grey -26 Black -6J Vintage gold -6K Spacegrey

Dimensions of Applicable Box



Tel, TV and Data Outlets

**585111**

TV Outlet



**585114**

TV Outlet with F Connector




**585214**

Telephone Outlet



**585218**

Data Outlet Cat.6



**585224**

Twin Telephone Outlet (RJ11)



**585228**

Twin Data Outlet Cat.6



**585229**

Telephone and Data Outlet Cat.6



**585302**

TV and Data Outlet Cat.6



Control And Regulation

**58E101**

200W LED Dimmer Switch (Triac Leading edge)



**58E105**

200W LED Dimmer Switch (Triac Trailing edge)



**58E201**

Fan Regulator Switch



**58E202**

Fan Regulator Switch with Switch



Hotel solution

**45002**

Doorbell



**58E616**

Doorbell Switch with "Do Not Disturb" "Make Up Room" Indicator



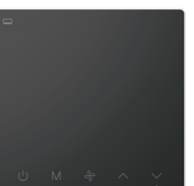
**58E7005**

Ventilation System



**58E7006**

Thermostat( FCU, 4 pipes)





COLOUR ▶

White	-46 Champagne	-61 Grey	-26 Black	-6J Vintage gold	-6K Spacegrey
-------	------------------	-------------	--------------	---------------------	------------------

Dimensions of Applicable Box

Plate: 86\*86mm  
Box: 72\*72mm  
Fixing Center: 60.3mm

**58E732**  
3000K Footlight



**585901**  
Emergency Switch



**58E601**  
Keycard Switch



**58E602**  
RFID Keycard Switch



**58E651**  
Shaver Outlet



**58E746**  
Wall-mounted WiFi Router (POE)



**58E748**  
Dual Band Gigabit Wall-mounted WiFi Router Module (POE Wifi 5)




Others


**585401**  
Speaker Outlet




**585402**  
Twin Speaker Outlet



**581000**  
Blank Plate




**585200**  
Wire outlet



Docking

**58E751**  
Docking Socket



**76E755**  
Type A+C Double USB outlet kit



**76E752**  
Wall light kit (3W3000K)



**76E753**  
Reading Lamp kit (5W3000K)



Dimensions of Applicable Box

Plate: 86\*86mm  
Box: 72\*72mm  
Fixing Center: 60.3mm

COLOUR ▶

White	-46 Champagne	-61 Grey	-26 Black	-6J Vintage gold	-6K Spacegrey
-------	------------------	-------------	--------------	---------------------	------------------

Frames

**580620**  
2 Gang Frame (86mm x 172mm)




**580630**  
3 Gang Frame (86mm x 258mm)



**580640**  
4 Gang Frame(86mm x 344mm)



**580650**  
5 Gang Frame (86mm x 430mm)



# Simon | E3



ESSENTIAL  
DESIGN  
MAXIMUM  
FUNCTIONALITY

- Switches
- Push Button
- Socket
- Tel, TV and Data Outlets
- Control and Regulation
- Hotel solution
- Others
- Docking
- Frame



## COLOURS

White, Silver, Champagne, Grey, Black



COLOUR ▶ White -57 Silver **-44 Champagne** -61 Grey -26 Black

Dimensions of Applicable Box  
 Plate: 86\*86mm Box: 72\*72mm Fixing Center: 60.3mm  
 Plate: 86\*146mm Box: 72\*132mm Fixing Center: 120.6mm

Switches

**301011**

1 Gang 1 Way Switch (10AX 250V)



**301012**

1 Gang 2 Way Switch (10AX 250V)



**301011Y**

1 Gang 1 Way Switch with Fluorescent (10AX 250V)



**301012Y**

1 Gang 2 Way Switch with Fluorescent (10AX 250V)



**301021**

2 Gang 1 Way Switch (10AX 250V)



**301022**

2 Gang 2 Way Switch (10AX 250V)



**301021Y**

2 Gang 1 Way Switch with Fluorescent (10AX 250V)



**301022Y**

2 Gang 2 Way Switch with Fluorescent (10AX 250V)



**301031**

3 Gang 1 Way Switch (10AX 250V)



**301032**

3 Gang 2 Way Switch (10AX 250V)



**301031Y**

3 Gang 1 Way Switch with Fluorescent (10AX 250V)



**301032Y**

3 Gang 2 Way Switch with Fluorescent (10AX 250V)



**301041**

4 Gang 1 Way Switch (10AX 250V)



**301042**

4 Gang 2 Way Switch (10AX 250V)



**301041Y**

4 Gang 1 Way Switch with Fluorescent (10AX 250V)



**301042Y**

4 Gang 2 Way Switch with Fluorescent (10AX 250V)



COLOUR ▶ White -57 Silver **-44 Champagne** -61 Grey -26 Black

Dimensions of Applicable Box  
 Plate: 86\*86mm Box: 72\*72mm Fixing Center: 60.3mm  
 Plate: 86\*146mm Box: 72\*132mm Fixing Center: 120.6mm

**301026**

1 Gang Intermediate Switch (10AX 250V)



**301026Y**

1 Gang Intermediate Switch with Fluorescent (10AX 250V)



**301046**

2 Gang Intermediate Switch (10AX 250V)



**301046Y**

2 Gang Intermediate with Fluorescent (10AX 250V)



**302023**

20 A Double Pole Switch with LED (20AX 250V)



**302024**

20A 2 way Double Pole Switch with LED (20AX 250V)



**303223**

32A Double Pole Switch with LED (32A 250V)



**303224**

32A 2 Way Double Pole Switch with LED (32A 250V)



**302123**

20A Double Pole Switch with LED (20AX 250V)



**304523**

45A Double Pole Switch with LED (45A 250V)



**301027**

1 Gang Curtain Switch (10AX 250V)



**304542**

4 Gang 2 Way Switch (146) (10AX 250V)



**304562**



6 Gang 2 Way Switch (146) (10AX 250V)



COLOUR ▶

White	-57 Silver	-44 Champagne	-61 Grey	-26 Black
-------	------------	---------------	----------	-----------

Dimensions of Applicable Box

	Plate: 86*86mm Box: 72*72mm Fixing Center: 60.3mm		Plate: 86*146mm Box: 72*132mm Fixing Center: 120.6mm
--	---	--	--

Push Button Switches

**301011F**

1 Gang Push-button Switch  
(10A 250V)



**301011YF**

1 Gang Push-button Switch  
with Fluorescent (10A 250V)



**301021F**

2 Gang Push-button Switch  
(10A 250V)



**301021YF**

2 Gang Push-button Switch  
with Fluorescent (10A 250V)



**306301**

Doorbell Switch  
(10A 250V)



Sockets

**301080**

2 Pin Socket and  
Multi-standard Socket  
(10A 250V)



**301089**

Multi-standard Socket with Switch  
(13A 250V)




**304589**

Twin Multi-standard Socket with Switch  
(13A 250V)



**301287**

Twin EU-US Socket with Earth Contact  
(16A 250V)




**301383**

13A BS Socket with Double Pole Switch  
(13A 250V)



**301385**

13A BS Double Pole Switched Socket  
(13A 250V)



**301382B**

13A BS Switched Socket  
(13A 250V)





**301386**

13A BS Socket with  
Twin USB Chargers (13A 250V)



Dimensions of Applicable Box

	Plate: 86*86mm Box: 72*72mm Fixing Center: 60.3mm		Plate: 86*146mm Box: 72*132mm Fixing Center: 120.6mm
--	---	--	--

COLOUR ▶

White	-57 Silver	-44 Champagne	-61 Grey	-26 Black
-------	------------	---------------	----------	-----------

**304582**

Twin BS Switched Socket  
(13A 250V)




**304581**

Twin BS Double Pole Switched Socket  
(13A 250V)



**304584**

Cooker Control Unit 45A DP Switch +  
13A DP Switched Socket with Indicator  
(13A/45A 250V)



**304585**

Twin BS Double Pole Switched Socket  
with USB A+C Chargers  
(13A 250V)



**301582**

15A BS Switched Socket  
(15A 250V)



**301687**

Schuko Socket  
(16A 250V)



**306725**

Multi-standard Socket with Twin  
USB Chargers (13A 250V)



**30E7253**

Multi-standard Socket  
with USB A+C Chargers  
(13A 250V)



**30E7251**

Twin EU-US with Earth Socket  
with USB A+C Chargers  
(16A 250V)



**30E7254**

13A BS Switched Socket  
with USB A+C Chargers  
(13A 250V)



**301384**

13A BS Switched Socket with Twin  
USB Chargers (13A 250V)



**30E7271**

USB(5V 3A)+TYPE-C(30W)



COLOUR ▶ White -57 Silver -44 Champagne -61 Grey -26 Black

Dimensions of Applicable Box  
 Plate: 86\*86mm Box: 72\*72mm Fixing Center: 60.3mm  
 Plate: 86\*146mm Box: 72\*132mm Fixing Center: 120.6mm

Tel, TV and Data Outlets

**305111**

TV Outlet



**305114**

TV Outlet with F Connector



**305214**

Telephone Outlet



**305218**

Data Outlet(Cat.6)



**305224**

Twin Telephone Outlet (RJ11)



**305228**

Twin Data Outlet (Cat.6)



**305229**

Telephone and Data Outlet (Cat.6)



**305301**

TV and Telephone Outlet



**305302**

TV and Data Outlet (Cat.6)



COLOUR ▶ White -57 Silver -44 Champagne -61 Grey -26 Black

Dimensions of Applicable Box  
 Plate: 86\*86mm Box: 72\*72mm Fixing Center: 60.3mm  
 Plate: 86\*146mm Box: 72\*132mm Fixing Center: 120.6mm

Tel, TV and Data Outlets(4-hole)

**305111S**

TV Outlet



**305214S**

Telephone Outlet



**305218S**

Data Outlet(Cat.6)



**305224S**

Twin Telephone Outlet



**305228S**

Twin Data Outlet (Cat.6)



**305229S**

Telephone and Data Outlet (Cat.6)



**305301S**

TV and Telephone Outlet



**305302S**

TV and Data Outlet (Cat.6)



Control and Regulation

**306102**

200W LED Dimmer Switch (triac leading edge)



**30E105**

200W LED Dimmer Switch (triac trailing edge)



**30E104**

200W LED Dimmer Switch (1-10V)



**30E201**

Fan Regulator Switch



Hotel Solutions

**30E602**

RFID Keycard Switch



**45002**

Doorbell



**58E616**

Doorbell Switch with "Do Not Disturb" "Make Up Room" Indicator



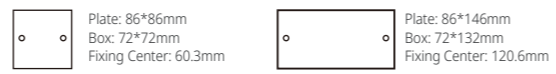
**30E745**

Wall-mounted WiFi Router



COLOUR ▶ White -57 Silver -44 Champagne -61 Grey -26 Black

Dimensions of Applicable Box



**30E746**

Wall-mounted WiFi Router (POE)



**30E748**

Dual Band Gigabit Wall-mounted WiFi Router Module (POE Wifi 5)



**Others**

**301000**

Blank Plate



**301001**

Connect Unit (45A 250V)



**Frames**

\*Frame only needed when multi-gang installation is required. Order separately.

**300610**

1 Gang Frame/86type (88mm\*88mm)



**300620**

2 Gang Frame/86type (88mm\*174mm)



**300630**

3 Gang Frame/86type (88mm\*260mm)



**45DH86**

1 Gang Flush Mounting Box (use for standard 86 type)



**45DH146**

146 Flush Mounting Box (Twin Socket)



# Simon | E35

Timeless  
Harmonious  
Sleek lines design

- Switches
- Push Button
- Socket
- Tel, TV and Data Outlets
- Others
- Frame



## ROCKER COLOURS


White, Black, Champagne, Grey



-6C

-6A

-6E



COLOUR ▶

White	-44 Champagne	-61 Grey	-26 Black	-6C B&G	-6A B&C	-6E G&C
-------	------------------	-------------	--------------	------------	------------	------------

Dimensions of Applicable Box

Plate: 86\*86mm  
Box: 72\*72mm  
Fixing Center: 60.3mm

Switches

**351011**

1 Gang 1 Way Switch  
(10AX 250V)



**351012**

1 Gang 2 Way Switch  
(10AX 250V)



**351012Y**

1 Gang 2 Way Switch with fluorescent  
(10AX 250V)



**351026Y**

1 Gang Intermediate Switch  
with fluorescent (10AX 250V)



**351026**

1 Gang Intermediate Switch  
(10AX 250V)



**351011Y**

1 Gang 1 Way Switch with fluorescent  
(10AX 250V)



**351046**

2 Gang Intermediate Switch  
(10AX 250V)



**351046Y**

2 Gang Intermediate with fluorescent  
(10AX 250V)



**351021**

2 Gang 1 Way Switch  
(10AX 250V)



**351022**

2 Gang 2 Way Switch  
(10AX 250V)



**351021Y**

2 Gang 1 Way Switch with fluorescent  
(10AX 250V)



**351022Y**

2 Gang 2 Way Switch with fluorescent  
(10AX 250V)



**352023**

20A Double Pole Switch with LED  
(20AX 250V)



**352024**

20A 2 Way Double Pole Switch  
with LED (20AX 250V)



**353223**

32A Double Pole Switch with LED  
(32AX 250V)



**353224**

32A 2 Way Double Pole Switch with LED  
(32AX 250V)



**351031**

3 Gang 1 Way Switch  
(10AX 250V)



**351032**

3 Gang 2 Way Switch  
(10AX 250V)



**351031Y**

3 Gang 1 Way Switch with fluorescent  
(10AX 250V)



**351032Y**

3 Gang 2 Way Switch with fluorescent  
(10AX 250V)



**352123**

20A Double Pole Switch with LED  
(20AX 250V)



**354523**

45A Double Pole Switch with LED  
(45A 250V)



**351027**

1 gang Curtain Switch  
(10AX 250V)



**351041**

4 Gang 1 Way Switch  
(10AX 250V)



**351042**

4 Gang 2 Way Switch  
(10AX 250V)



**351041Y**

4 Gang 1 Way Switch with fluorescent  
(10AX 250V)



**351042Y**

4 Gang 2 Way Switch with fluorescent  
(10AX 250V)



Push Button Switches

**356301**

Doorbell Switch  
(10AX 250V)



**351011F**

1 Gang Push-button Switch  
(10AX 250V)



**351011YF**

1 Gang Push-button Switch  
with fluorescent (10AX 250V)



**351021F**

2 Gang Push-button Switch  
(10AX 250V)



Dimensions of Applicable Box

Plate: 86\*86mm  
Box: 72\*72mm  
Fixing Center: 60.3mm

COLOUR ▶

White	-44 Champagne	-61 Grey	-26 Black	-6C B&G	-6A B&C	-6E G&C
-------	------------------	-------------	--------------	------------	------------	------------



COLOUR ▶

White	-44 Champagne	-61 Grey	-26 Black	-6C B&G	-6A B&C	-6E G&C
-------	------------------	-------------	--------------	------------	------------	------------

Dimensions of Applicable Box

Plate: 86\*86mm  
Box: 72\*72mm  
Fixing Center: 60.3mm

COLOUR ▶

White	-44 Champagne	-61 Grey	-26 Black	-6C B&G	-6A B&C	-6E G&C
-------	------------------	-------------	--------------	------------	------------	------------

Dimensions of Applicable Box

Plate: 86\*86mm  
Box: 72\*72mm  
Fixing Center: 60.3mm

**351021YF**

2 Gang Push-button Switch with fluorescent (10AX 250V)



**351386**

13A BS Socket with Twin USB Chargers (13A 250V)



Socket

**351080**

2 Pin Socket and Multi-standard Socket (10A 250V)



**351089**

Multi-standard Socket with Switch (13A 250V)




**351287**

Twin EU-US with Earth Socket (16A 250V)



**351382B**

13A BS Switched Socket (13A 250V)



Tel, TV and Data Outlets

**355111**

TV Outlet



**355114**

TV Outlet with F Connector



**355214**

Telephone Outlet




**355218**

Data Outlet Cat.6




**351383**

13A BS Socket with Double Pole Switch (13A 250V)




**351385**

13A BS Double Pole Switched Socket (13A 250V)



**354581**

Twin BS Double Pole Switched Socket (13A 250V)



**354582**

Twin BS Switched Socket (13A 250V)



**355224**

Twin Telephone Outlet



**355228**

Twin Data Outlet Cat.6



**355229**

Telephone and Data Outlet Cat.6



**354584**

Cooker Control Unit 45A DP Switch + 13A DP Switched Socket with Indicator (13A/45A 250V)



**351582**

15A BS Switched Socket (15A 250V)



**351687**

Schuko Socket (16A 250V)



**356725**

Multi-standard Socket with Twin USB Chargers (13A 250V)



Tel, TV and Data Outlets(4-hole)

**355218S**

Data Outlet Cat.6



**355228S**

Twin Data Outlet Cat.6



**355302S**

TV and Data Outlet Cat.6



**355111S**

TV Outlet



COLOUR ▶

White	-44 Champagne	-61 Grey	-26 Black	-6C B&G	-6A B&C	-6E G&C
-------	------------------	-------------	--------------	------------	------------	------------

Dimensions of Applicable Box

○ ○	Plate: 86*86mm Box: 72*72mm Fixing Center: 60.3mm
-----	---

**355229S**  
Telephone and Data Outlet Cat.6



**355214S**  
Telephone Outlet



**355224S**  
Twin Telephone Outlet



**355301S**  
TV and Telephone Outlet



**Others** \*Frame only needed when multi-gang installation is required. Order separately.

**351000**  
Blank Plate



**351000S**  
Blank Plate



**355200**  
Wire outlet



**355901**  
Emergency Switch



**356102**  
200W LED Dimmer Switch  
(triac leading edge)



**35E201**  
Fan Rgulator Switch



COLOUR ▶

White	-44 Champagne	-61 Grey	-26 Black	-6C B&G	-6A B&C	-6E G&C
-------	------------------	-------------	--------------	------------	------------	------------

Dimensions of Applicable Box

○ ○	Plate: 86*86mm Box: 72*72mm Fixing Center: 60.3mm
-----	---

**Frames 86**

**350620**  
2 Gang Frame  
(86mm\*\*172mm)



**350630**  
3 Gang Frame  
(86mm\*258mm)



**350640**  
4 Gang Frame  
(86mm\*344mm)



**350650**  
5 Gang Frame  
(86mm\*430mm)



**45DH86**

1 Gang Flush Mounting Box  
( use for standard 86 type)



**45DH146**

146 Flush Mounting Box  
(Twin Socket)



# Simon | 50E


Pure Square  
Geometry  
Powerful  
Performance

Control and Regulation



COLOUR ▶ White

## Control and Regulation


**30E301**Presence Detector Switch  
(Two wires)**30E302**Presence Detector Switch  
(Three wires)**30E303**Presence Detector Switch  
(Four wires)**30E401**Voice and Light Control Switch  
(Two wires)**30E402**Voice and Light Control Switch  
(Three wires)**30E403**Voice and Light Control Switch  
(Four wires)**30E501**Touch Time Delay Switch  
(Two wires)**30E503**Touch Time Delay Switch  
(Four wires)**30E731**Presence Detector Floor Light  
(Neutral light)**45002**

Doorbell



# Simon | 52

LONGLASTING  
DISTINGUISHED  
DESIGN

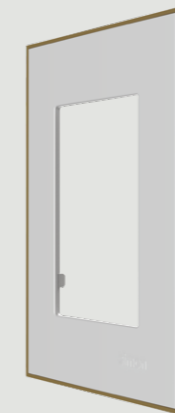


- Switches Modules
- Sockets
- Tel, TV and Data Outlets
- Others
- Frames



## FRAME COLOUR

Matt Gold, Brown, Silver, Champagne



Matt Gold  
-1



Silver  
-2



Brown  
-3



Matt Gold  
-4



Silver  
-5



Champagne  
-6



COLOUR ▶

White

-26  
Black

Switches

**N31B**

1 Way Switch Module (S)  
(16AX 250V)



**N33B**

1 Way Switch with LED  
Indicator Module (S)  
(16AX 250V)



**N32B**

2 Way Switch Module (S)  
(16AX 250V)



**N21B**

1 Way Switch Module (M)  
(16AX 250V)



**N23B**

1 Way Switch with LED  
Indicator Module (M)  
(16AX 250V)



**N22B**

2 Way Switch Module (M)  
(16AX 250V)



**N26**

Intermediate Switch Module (M)  
(16AX 250V)



**N11B**

1 Way Switch Module (XL)  
(16AX 250V)



**N13B**

1 Way Switch with LED  
Indicator Module (XL)  
(16AX 250V)



**N12B**

2 Way Switch Module (XL)  
(16AX 250V)



**N44B**

2 gang 2 Way Switch Module (M)  
(16AX 250V)



**N35B**

Door Switch Module (S)  
(16A 250V)



Sockets


**N801**

Multi-standard Socket Module (M)  
(13A 250V)



**N82**

Single EU-US with  
Earth Socket Module (M)  
(16A 250V)



**N87**

Schuko Socket Module (XL)  
(16A 250V)



**NE721**

Double USB charger 2.4A (M)



COLOUR ▶

White

-26  
Black

Tel, TV and Data Outlets

**N513**

2TV Outlet Module (S)



**N511**

TV Outlet F type connector (S)



**N51**

TV Outlet Module (M)



**N522**

Telephone outlet Module (RJ11) (S)



**N521**

Telephone Outlet Module (RJ11) (M)



**N552**

Telephone outlet Module (RJ11) (S)



**N551S6**

2TV Outlet Module (S)



**N57**

Shielded TV Outlet  
F type connector (M)



**N551**

Data Outlet connector  
(Cat.6) (M)



Control and Regulation

**N201**

400W Dimmer switch for  
incandescent load (M)



**N202**

Fan Regulator Switch Module (M)



**52601**

100W Body detective switch



**52602**

60W Acoustic and optical  
detective switch



COLOUR ▶ White -26 Black

**52503**

Keycard Switch



**Others**

**N03**

Blank Plate Module(S)



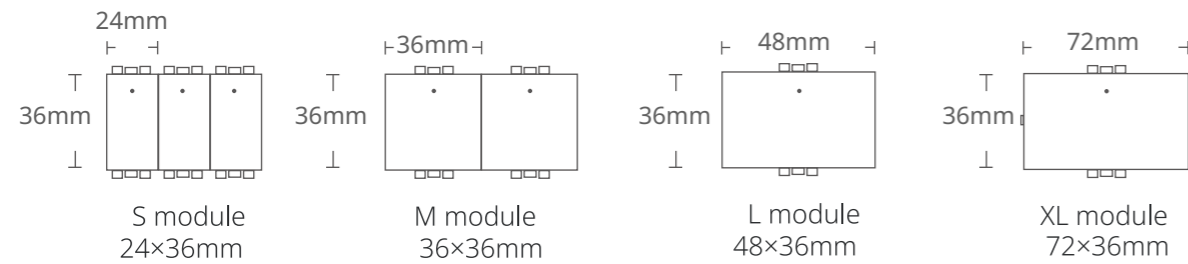
**N02**

Blank Plate Module(M)



**N04**

Blank Plate Module(XL)



COLOUR ▶ -1 Matt gold -2 Silver -3 Brown -4 Matt gold -5 Silver -6 Champagne

**Frames**

**52V120**

120 Frame for 3S Modules



**52V121**

120 Frame for 1M Module



**52V122**

120 Frame for 1S Module

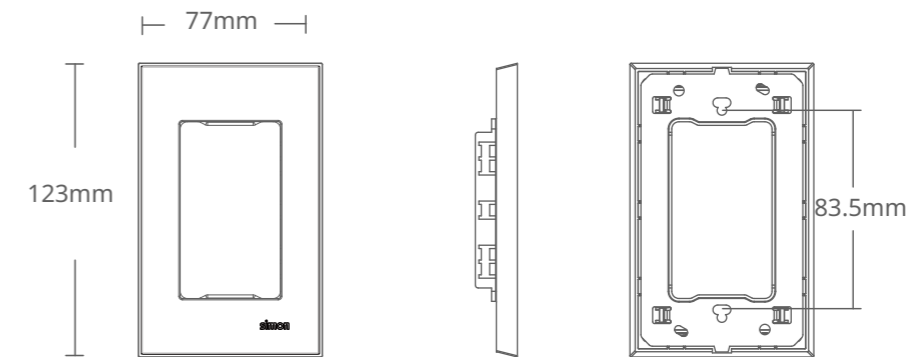


**52V123**

120 Frame for 2S Modules



**52V120**



White base  
Matt gold  
-1



White base  
Silver  
-2



White base  
Brown  
-3



Black base  
Matt gold  
-4



Black base  
Silver  
-5



Black base  
Champagne  
-6

# Simon | 51A

VIVID COLOURS  
MIX & MATCH



## FRAME COLOUR

White, Tungsten, Matt Black,  
Opaque Silver, Gold, Champagne



- Switches
- Socket-outlets
- Tel, TV and Data Outlets
- Others
- Frames





Switches

**H31**

1 Way Switch Module with Fluorescent (S)



**H33**

1 Way Switch Module with LED (S)



**H32**

2 Way Switch Module with Fluorescent (S)



**H34**

2 Way Switch Module with LED (S)



**H27**

Doorbell Switch Module with Fluorescent (M)



Sockets

**H80**

Multi-standard Socket Module (M)



**H71**

2 Pin Euro-US Socket Module (S)



**H82**

Single EU-US with Earth Socket Module (M)



**H86**

Twin EU-US with Earth Socket Module (XL)



**H2021**

20A Double Pole Switch Module with Fluorescent (S)



**H21**

1 Way Switch Module with Fluorescent (M)



**H23**

1 Way Switch Module with LED (M)



**H22**

2 Way Switch Module with Fluorescent (M)



**H24**

2 Way Switch Module with LED (M)



**H26**

Intermediate Switch Module with Fluorescent (M)



**H11M**

1 Way Switch Module with Fluorescent (XL)



**H13**

1 Way Switch Module with LED (XL)



**HE721**

Twin USB Module 2.1A (M)



**H12M**

2 Way Switch Module with Fluorescent (XL)



**H14**

2 Way Switch Module with LED (XL)



**H41**

2 Gang 1 Way Switch Module with Fluorescent (M)



**H42**

2 Gang 2 Way Switch Module with Fluorescent (M)



Tel, TV and Data Outlets

**H401**

Speakers Outlet Module (M)



**H511**

TV Outlet Module (S)



**H51**

TV Outlet Module (M)



**H522**

Telephone Outlet Module (RJ11) (S)



COLOUR ▶ White

**H521**

Telephone Outlet Module (RJ11) (M)



**H552**

Data Outlet Module (Cat.6) (S)



**H551**

Data Outlet Module (Cat.6) (M)



**Control And Regulation**

**H201**

400W Dimmer Switch Module (L)



**H202**

Fan Regulator Switch for Incandescent Code Module (L)



**Others**

**H01**

Blank Plate Module (S)



**H00**

Blank Plate Module(M)



**51AE601**

Keycard Switch Module



COLOUR ▶ White

**Frames**

**HS118H**

Frame (for 1 M Module)



**HS118**

Frame (for 3S Modules, 2M Modules, 1S and L Module or 1 XL Module)



**HS200**

Horizontal 200 Frame (for 6S Modules, for 4M Modules, 2S and L Modules or for 2 XL Modules)



**HS120S1**

Frame (for 1 S Module)



**HS120S2**

Frame (for 2 S Modules)



**HS120**

Frame (for 3S Modules, 2M Modules, 1S and L Module or 1 XL Module)



**HS120R**

Vertical 120 Frame (for 6S Modules, 4M Modules, 2S and L Modules or for 2 XL Modules)



**H118**

Horizontal 118 Frame (for 3S Modules, 2M Modules, 1S and L Module or for 1 XL Module)



**H118-1**

Horizontal 118 Frame (for 1 S Module)



**H118-2**

Horizontal 118 Frame (for 2 S Modules)



**H118H**

Horizontal 118 Frame (for 1 M Module)



**H200**

Horizontal 200 Frame (for 6 S Modules, for 4 M Modules, 2S and L Module or for 2XL Modules)



**H120R**

Vertical 120 Frame (for 6 S Modules, 4 M Modules, 2 S and L Modules or for 2 XL Modules)



**H120**

Vertical 120 Frame (for 3 S Modules, 2M Modules, 1S and L Module or for 1 XL Module)



**H120-1**

Vertical 120 Frame (for 1 S Module)



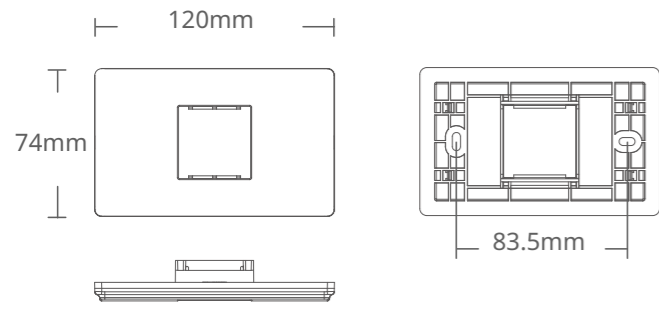
**H120-2**

Vertical 120 Frame (for 1 M Module)

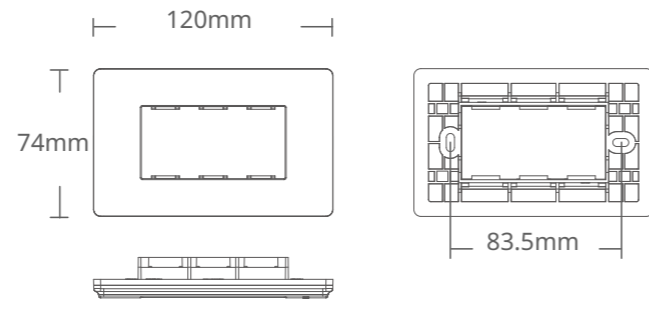


COLOUR ▶ **White** -60 Tungsten -12 Matt Black -57 Opaque Silver -11 Gold -52 Champagne

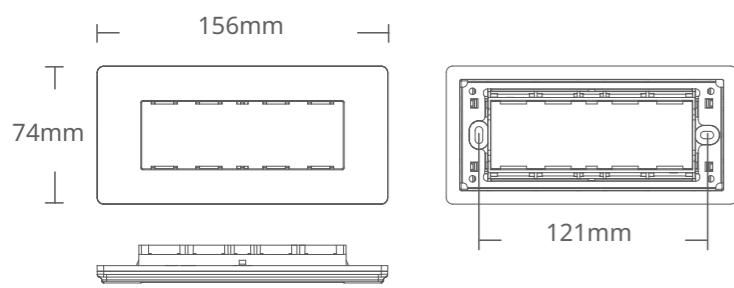
**H118H**



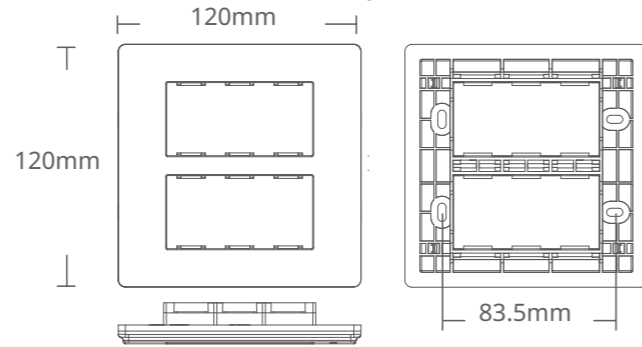
**H120**



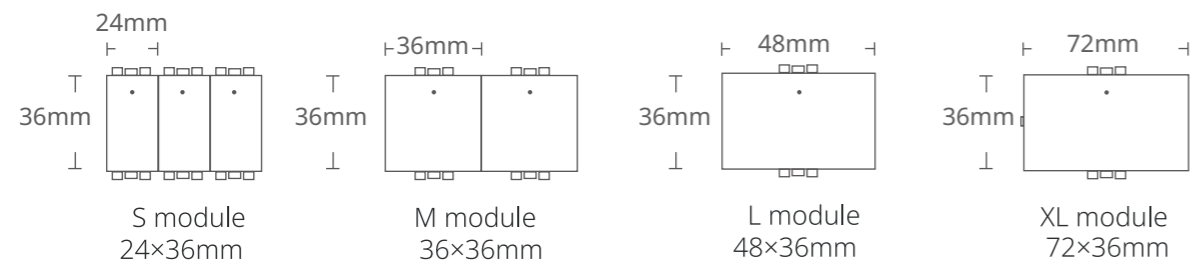
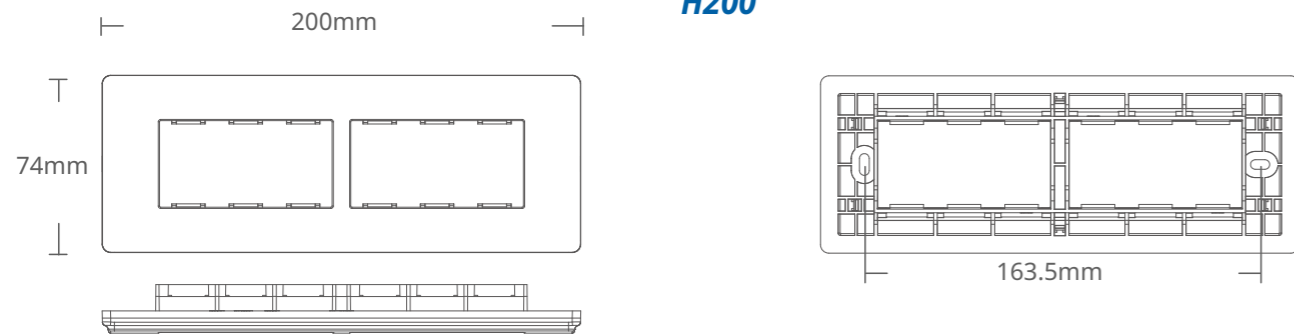
**H156**



**H120R**



**H200**



# Simon | 52S




Minimalist aesthetic,  
Simplistic yet not simple



## COLOURS

White, -7W Gold, -7V Grey

- Switches
- Socket-outlets
- Tel, TV and Data Outlets
- Others
- Frames



Gold -7W

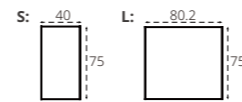


Grey -7V

COLOUR ▶



The codes are not included frames.



Switches

**HN011**

1 Way Switch Module with fluorescent(S)



**HN021**

2 gang 1 Way Switch Module with fluorescent (S)



**HN012**

2 Way Switch Module with fluorescent (S)



**HN022**

2 gang 2 Way Switch Module with fluorescent (S)



**HN026**

1 Gang Intermediate Switch Module with fluorescent(S)




**HN111**

1 Way Switch Module with fluorescent (L)



**HN112**

2 Way Switch Module with fluorescent (L)



**HN131**

3 gang 1 Way Switch Module with fluorescent (L)



**HN132**

3 gang 2 Way Switch Module with fluorescent (L)




**HN302**

Doorbell Switch Module with fluorescent (L)



**HN301**

Doorbell Switch Module with fluorescent (S)



**HN015**

1 Gang push button Switch Module with fluorescent (S)



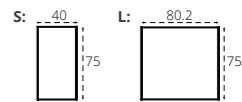
**HN025**

2 Gang push button Switch Module with fluorescent (S)



**HN135**

3 Gang push button Switch Module with fluorescent (L)



The codes are not included frames.

Socket

**HN080**

Multi-standard Socket Module (S)



**HN686**

Twin EU-US with Earth Socket Module (L)



**HN687**

Schuko Socket Module (L)



**HNE721**

USB+TYPE-C(20W) Module(S)



**HN682**

Single EU-US with Earth Socket Module (S)



**HN855**

20A Aircon Socket Module (S)



Tel, TV and Data Outlets

**HN618**

Data Outlet Module (Cat.6) (S)



**HN114**

TV Outlet Module (S)



**HN214**

Telephone Outlet Module (S)



Control And Regulation

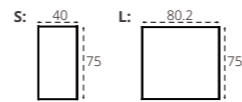
**HNE101**

500W Dimmer Switch Module (S)



COLOUR ▶ White -7W Gold -7V Grey


The codes are not included frames.



Others

**HN000**


Blank Plate Module (S)



Frame

**HN118H**

Horizontal 118 Frame  
(for 2 S Modules, 1 L Module)



**HN118**

Horizontal 118 Frame  
(for 1 S Module)




**HN156**

Horizontal 156 Frame  
(for 3 S Modules, 1 S and 1 L Module)



**HN200**

Horizontal 200 Frame  
(for 4S Modules, 2 S and 1 L Modules or for 2 L Modules)



Mounting Box

**45DH118**

118 Flush Mounting Box



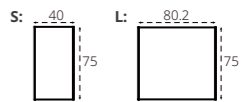
**45DH156**

156 Flush Mounting Box



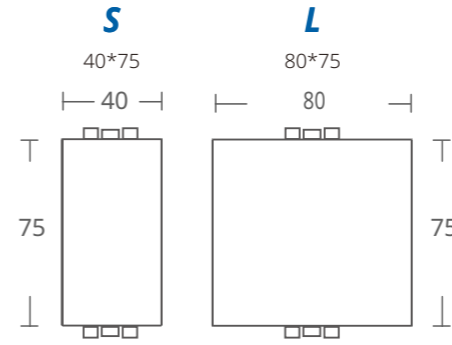
**45DH200**

200 Flush Mounting Box

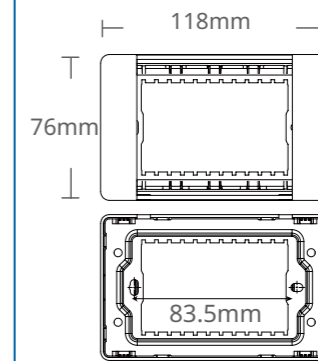


The codes are not included frames.

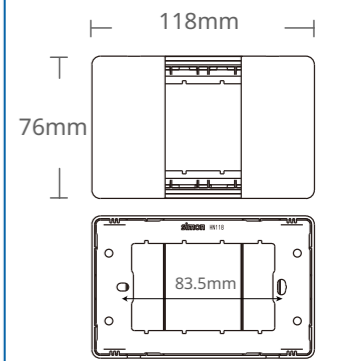
Frame(Line art)



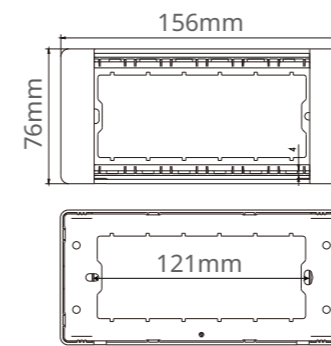
**HN118H**



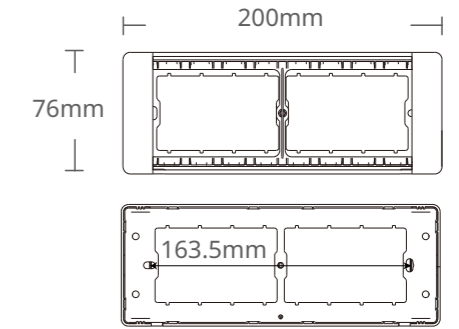
**HN118**



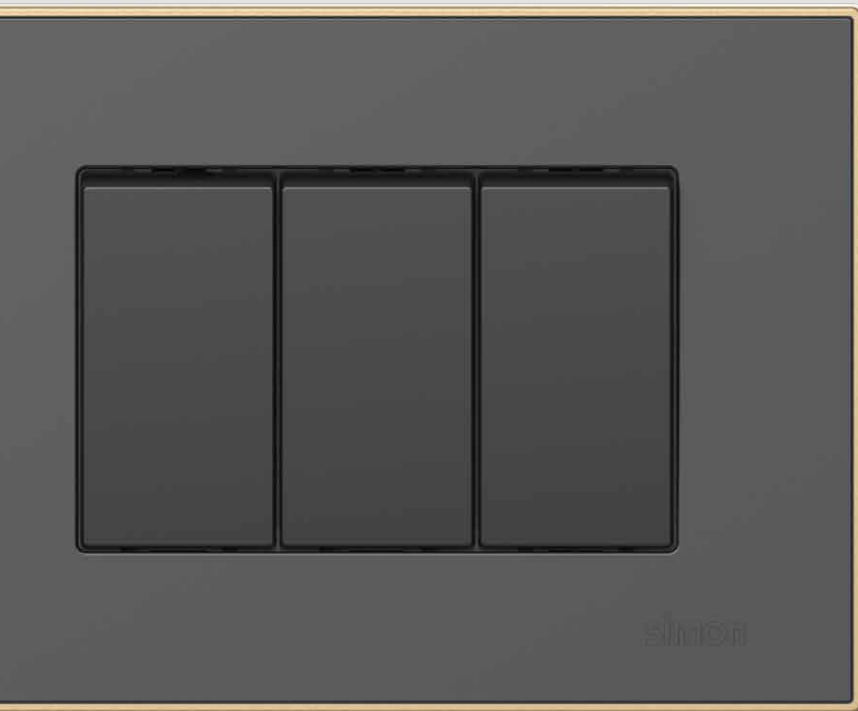
**HN156**



**HN200**



# Simon | 57




Various Colors,  
Unlimited Creativity




White




White+Silver  
-5A



White+Champagne  
6Y



Black+Graphite  
-6Z



Black+Gold  
-6W



Black+Silver  
-5B

- Switches Modules
- Sockets
- Tel, TV and Data Outlets
- Others
- Base plate
- Frames



COLOUR ▶

White

-26  
Black

COLOUR ▶

White

-26  
Black

Switches

**N1011**

1 Way Switch Module (M)  
(10AX 250V)



**N1012**

2 Way Switch Module (M)  
(10AX 250V)



**N1026**

Intermediate Switch Module (M)  
(10AX 250V)



**N1623**

1 Way 16A Double Pole Switch  
Module with LED (M)  
(16AX 250V)



**N1071**

2 Pin Socket Module(M)  
(10A 250V)



**N2081**

20A Aircon Socket Module (2M)  
(20A 250V)



**N1287**

Twin EU-US with Earth  
Socket Module(3M)  
(13A 250V)



**N1017**

Curtain Switch Module (M)  
(10A 250V)



**N1018**

Push button Curtain  
Switch Module (M)  
(10A 250V)



**N1302**

Doorbel Switch Module (M)  
(10A 250V)



**N1301**

Push-button Switch Module (M)  
(10A 250V)



**N1303**

Push-button Switch  
Module with LED (M)  
(10A 250V)



Tel, TV and Data Outlets

**N5111**

TV Outlet F type  
connector Module (M)



**N5216**

Telephone  
Outlet Module (RJ12) (M)



**N5214**

Telephone  
Outlet Module (RJ11) (M)



**N5218**

Data Outlet Module (Cat.6) (M)



**N5100**

Blank Plate Module (M)



**NE102**

Dimmer Switch Module (2M)



Socket

**N1089**

Multi-standard Socket Module(2M)  
(13A 250V)



**N1678**

Israeli Socket Module (2M)  
(16A 250V)



**N1687**

Schuko Socket Module (2M)  
(16A 250V)



**NE727**

USB(5V 3A)+TYPE-C(20W) (M)



others

**N2580**

Waterproof Cover  
(for 2/3M Modules)



\*combined with Base plate



COLOUR ▶



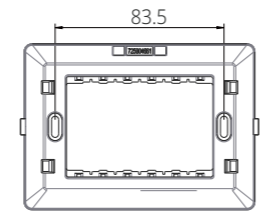

COLOUR ▶



Base plate

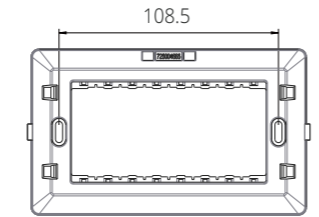
**N5700**

Horizontal 118 Base plate  
(for 2/3M Modules)



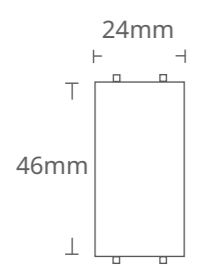
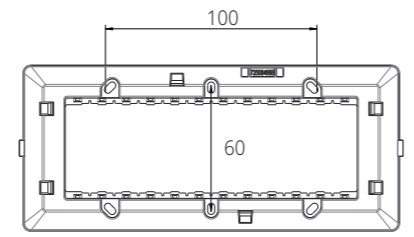

**N5704**

Horizontal 156 Base plate (for 4M Modules)

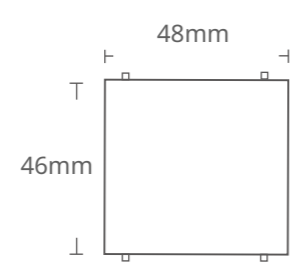


**N5706**

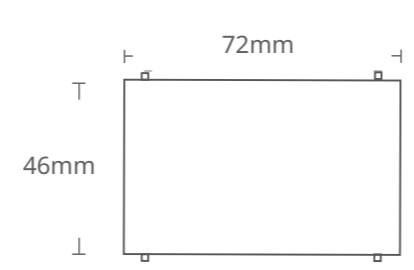
Horizontal 200 Base plate (for 6M Modules)



1M module  
24x46mm



2M module  
48x46mm

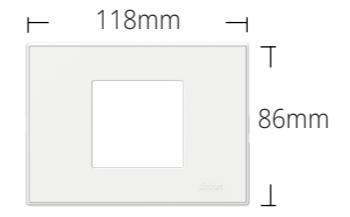


3M module  
72x46mm

Frame

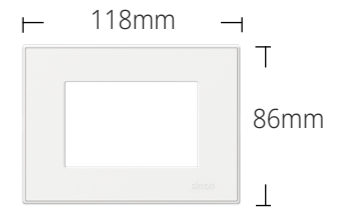
**N57M2**

Horizontal 118 Frame  
(for 2M Modules)



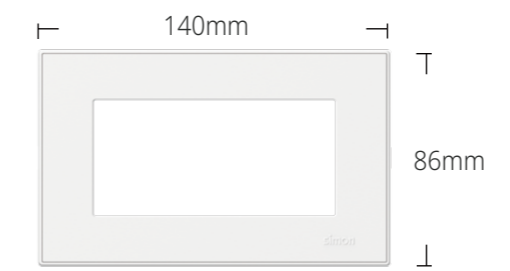
**N57M3**

Horizontal 118 Frame  
(for 3M Modules)



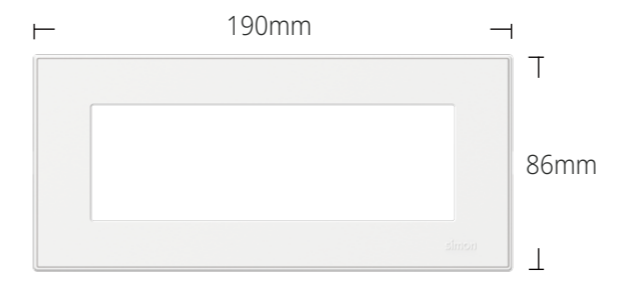
**N57M4**

Horizontal 156 Frame (for 4M Modules)



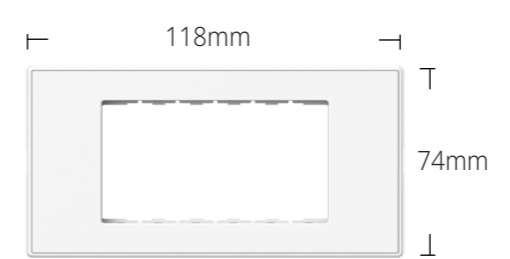
**N57M6**

Horizontal 200 Frame (for 6M Modules)



**N5702**

Horizontal 118 Frame  
(for 2/3M Modules)



\*combined with Base plate

# Simon | Track Socket

Less space,  
more outlets



## COLOURS

White, Black

- Switches
- Socket-outlets
- Tel,TV and Data Outlets
- Others
- Frames

Switches

**MTS1189**

Multi-standard socket-Square-WH  
(68x68x28) (13A 250V)



**MTS1189-BL**

Multi-standard socket-Square-BK  
(68x68x28) (13A 250V)



**MTS1089**

Multi-standard socket-Round-WH  
(Φ69x28) (13A 250V)



**MTS1089-BL**

Multi-standard socket-Round-BK  
(Φ69x28) (13A 250V)



**MTS1381**

13A BS socket-Square-WH  
(68x68x28) (13A 250V)



**MTS1381-BL**

13A BS socket-Square-BK  
(68x68x28) (13A 250V)



**MTS1382**

13A BS socket-Round-WH  
(Φ69x28) (13A 250V)



**MTS1382-BL**

13A BS socket-Round-BK  
(Φ69x28) (13A 250V)



**MTS1688**

Schuko socket-Round-WH  
(Φ69x28) (16A 250V)



**MTS1688-BL**

Schuko socket-Round  
(Φ69x28) (16A 250V)



**MTSE728**

USB A+C Outlet-Round-WH(20W)  
(DC5V3A)(Φ69x28)



**MTSE728-BL**

USB A+C Outlet-Round-BL(20W)  
(DC5V3A)(Φ69x28)



**MTSE721**

USB Outlet-Square-WH(DC5V2.1A)  
(68x68x28)



**MTSE721-BL**

USB Outlet-Square-BK(DC5V2.1A)  
(68x68x28)



**MTSE722**

USB Outlet-Round-WH(DC5V2.1A)  
(Φ69x28)



**MTSE722-BL**

USB Outlet-Round-BL(DC5V2.1A)  
(Φ69x28)



Surface-mounted track


**FTS4506-SL**

Surface-mounted  
Power track-0.6m-Silver  
(600x80x20) (32A 250V)



**FTS4506-BL**

Surface-mounted  
Power track-0.6m-Black  
(600x80x20) (32A 250V)



**FTS4508-SL**

Surface-mounted  
Power track-0.8m-Silver  
(800x80x20) (32A 250V)



**FTS4508-BL**

Surface-mounted  
Power track-0.8m-Black  
(800x80x20) (32A 250V)



**FTS4510-SL**

Surface-mounted-Power track-1m-Silver  
(1000x80x20) (32A 250V)



**FTS4510-BL**

Surface-mounted-Power track-1m-Black  
(1000x80x20) (32A 250V)



**FTS4512-SL**

Surface-mounted-Power track-1.2m-Silver  
(1200x80x20) (32A 250V)



**FTS4512-BL**

Surface-mounted-Power track-1.2m-Black  
(1200x80x20) (32A 250V)



Recessed-mounted track

**FTS5006-SL**

Wall-mounted-Power track-0.6m-Silver  
(600x82x25) (32A 250V)



**FTS5006-BL**

Wall-mounted-Power track-0.6m-Black  
(600x82x25) (32A 250V)



**FTS5008-SL**

Wall-mounted-Power track-0.8m-Silver  
(800x82x25) (32A 250V)



**FTS5008-BL**

Wall-mounted-Power track-0.8m-Black  
(800x82x25) (32A 250V)



**FTS5010-SL**

Wall-mounted  
Power track-1m-Silver  
(1000x82x25) (32A 250V)



**FTS5010-BL**

Wall-mounted  
Power track-1m-Black  
(1000x82x25) (32A 250V)



**FTS5012-SL**

Wall-mounted  
Power track-1.2m-Silver  
(1200x82x25) (32A 250V)



**FTS5012-BL**

Wall-mounted  
Power track-1.2m-Black  
(1200x82x25) (32A 250V)



**FTS4608-WL**

Surface-mounted  
Power track-0.8m-White  
(800x82x25) (32A 250V)



**FTS4608-BL**

Surface-mounted  
Power track-0.8m-All Black  
(800x82x25) (32A 250V)



**FTS4608-GL**

Surface-mounted  
Power track-0.8m-Grey  
(800x82x25) (32A 250V)



**FTS4610-WL**

Surface-mounted  
Power track-1.0m-White  
(1000x82x25) (32A 250V)



**FTS4610-BL**

Surface-mounted  
Power track-1.0m-All Black  
(1000x82x25) (32A 250V)



**FTS4610-GL**


Surface-mounted  
Power track-1.0m-Grey  
(1000x82x25) (32A 250V)



# Simon | D6S



Sockets



Sockets

**ZD015229**

Floor Socket with Telephone & Data Modules(Copper)



**ZD015228**

Floor Socket with Dual Data Modules(Copper)



**ZD015496**

Floor Socket with HDMI & Data Modules(Copper)



**ZD011080**

Floor Socket with Multi-Standard & Two pin Modules (Copper)



**45DH100-60**

Flush Mounting Box (Depth 60mm)



**ZD011687**

Floor Socket with Schuko Module(Copper)



**ZD011381**

Floor Socket with BS & USB Modules(Copper)



**ZD011087**

Floor Socket with Euro-US & 2 pin Modules(Copper)



**ZD011287**

Floor Socket with Twin Euro-US Socket Module (Copper)



**ZD025229**

Floor Socket with Telephone & Data Modules(Stainless steel)



**ZD025228**

Floor Socket with Twin Data Modules(Stainless steel)



**ZD025496**

Floor Socket with HDMI & Data Modules(Stainless steel)



**ZD021080**

Floor Socket with Multi-Standard & 2 pin Modules(Stainless steel)



**ZD021687**

Floor Socket with Schuko Socket Module(Stainless steel)



**ZD021381**

Floor Socket with BS Socket & USB Modules(Stainless steel)



**ZD021087**

Floor Socket with Euro-US & Two pin Modules(Stainless steel)



**ZD021287**

Floor Socket with Twin Euro-US Socket Module (Stainless steel)



# Simon | D7



MODULES FAMILY  
ONE SYSTEM  
MANY OPTIONS

Sockets



**Sockets**

**ZD03M1089**

Multi-Standard Module(2M)




**ZD03M1087**

Euro-US Module(2M)



**ZD03M1381**

BS Socket Module(2M)



**ZD03M1678**

Israeli Socket Module(2M)



**ZD03M1687**

Schuko Socket Module(2M)



**ZD03M1071**

Two pin Socket Module(1M)



**ZD04M1289**

Twin Multi-Standard Module(3M)



**ZD04M1287**

Twin Euro-US Socket Module(3M)



**ZD03ME7271**

(USB)(A+A)2.1A Module(1M)



**ZD03ME7272**

(USB)(A+C)2.1A Module(1M)



**ZD03ME7273**

USB(A+C)4.2A Module(2M)



**ZD03M5496**

HDMI Module(1M)



**ZD03M5214**

Telephone Module(1M)



**ZD03M5218**

Data Module(1M)



**ZD03M1000**

Blank Plate(1M)



**Floor Socket**

combined with Mounting Box

**ZD030001**

145 Floor Socket without Modules  
(aluminium alloy)(for 4M)



**ZD030002**

145 Floor Socket without Modules  
(Copper)(for 4M)



**ZD040001**

120 Floor Socket without Modules  
(aluminium alloy)(for 3M)



**ZD040002**

120 Floor Socket without Modules  
(Copper)(for 3M)



**ZD040005**

120 Floor Socket without Modules  
(Stainless steel)(for 3M)



**ZD040003**

Twin 120 Floor Socket without Modules  
(aluminium alloy)(for 2\*3M)




**ZD040004**

Twin 120 Floor Socket without Modules  
(Copper)(for 2\*3M)

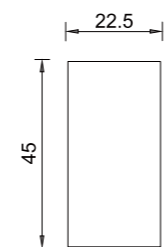


**ZD030003**

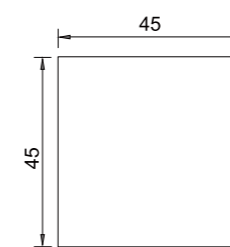
300\*300 Floor Socket without Modules  
(Stainless steel) (for 8M)



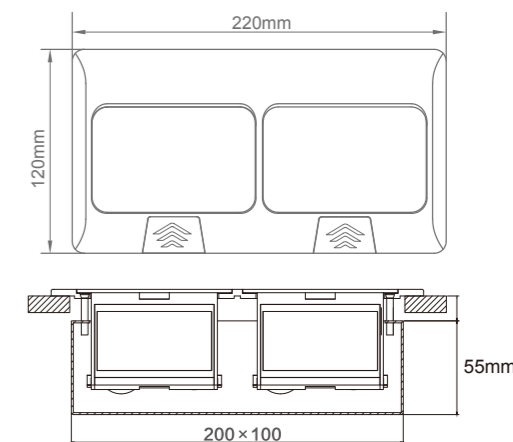
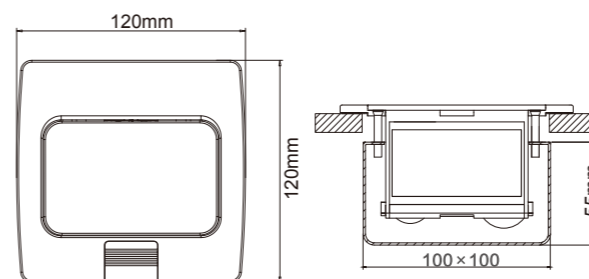
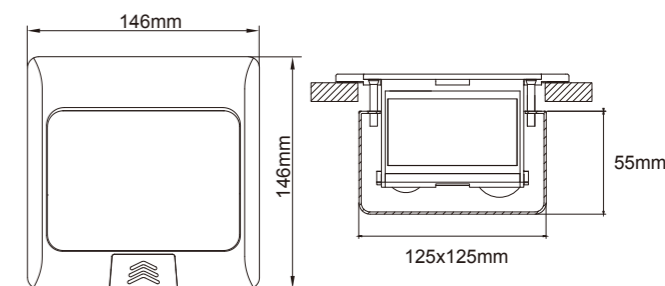
**Line art**



1M Module  
22.5x45mm




2M Module  
45x45mm





# Simon | Flush Mounting Boxes

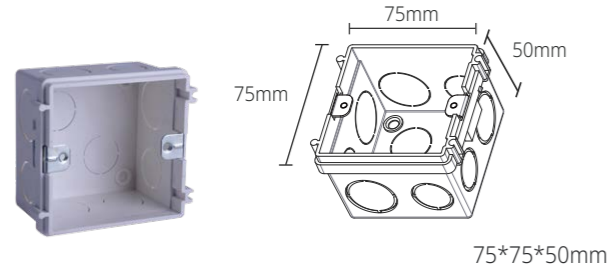


Flush mounting boxes  
Waterproof cover

**Flush mounting boxes**

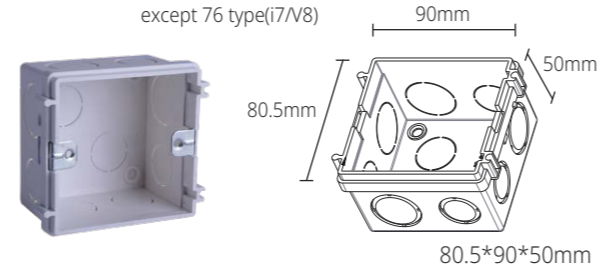
**60710-50**

76 Flush Mounting Box  
Multi Gang: i7, V8 (76 type)



**45DH86**

86 Flush Mounting Box  
Multi Gang: All Simon family,  
except 76 type(i7/V8)



**Flush mounting boxes for sockets**

**45DH146**

146 Flush Mounting Box  
(Twin Socket)



**Flush mounting boxes for series 52 52S 51A 57**

**45DH118**

118 Flush Mounting Box  
(52,51A,51V)



**45DH120R**

120\*120 Flush Mounting Box



**45DH156**

156 Flush Mounting Box



**45DH200**

200 Flush Mounting Box



**Waterproof cover**

**S154**

Switch Waterproof Cover\*



\*V8 86type cannot fit

**S155**

Switch Waterproof  
Transparent Cover\*



\*V8 86type cannot fit

**S254**

Switch Waterproof Transparent Cover\*



\*V8 86type cannot fit

**S255**

Socket Waterproof Transparent Cover\*



\*V8 86type cannot fit

**52154**

Waterproof Cover (Horizontal)\*



\*52V120, 52V121,  
52V122, 52V123 frame not fit  
Recommend for switches only.  
No hole for plug wires.

**52155**


Waterproof Cover (Vertical)\*



\*52V120, 52V121,  
52V122, 52V123 frame not fit  
Recommend for switches only.  
No hole for plug wires.

**S258**

IP55 Socket Waterproof Cover



**G154H**

Switch Waterproof Cover



\*V8 86type cannot fit

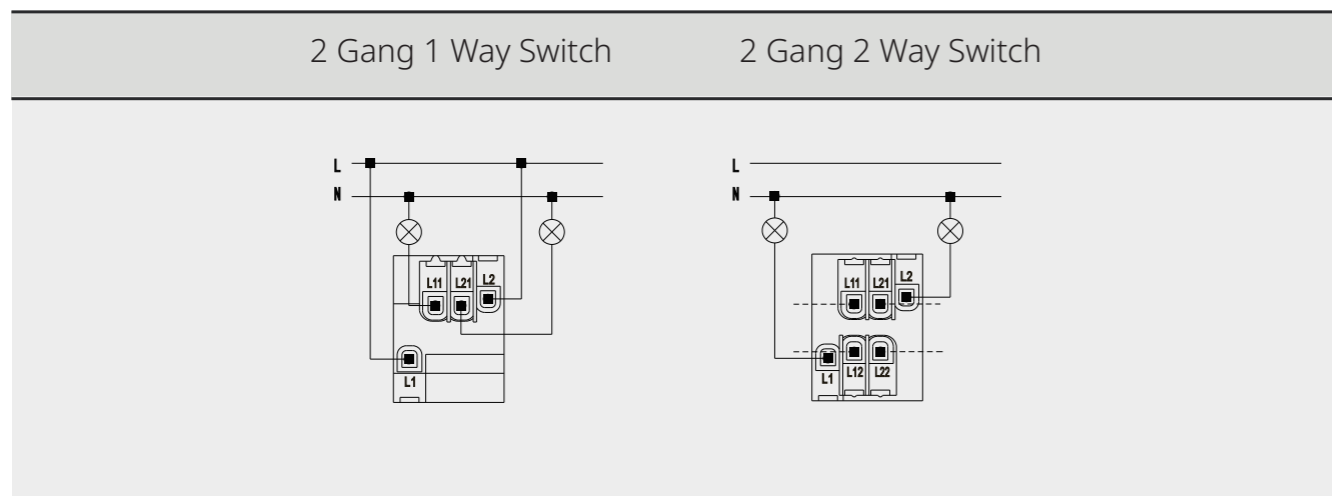
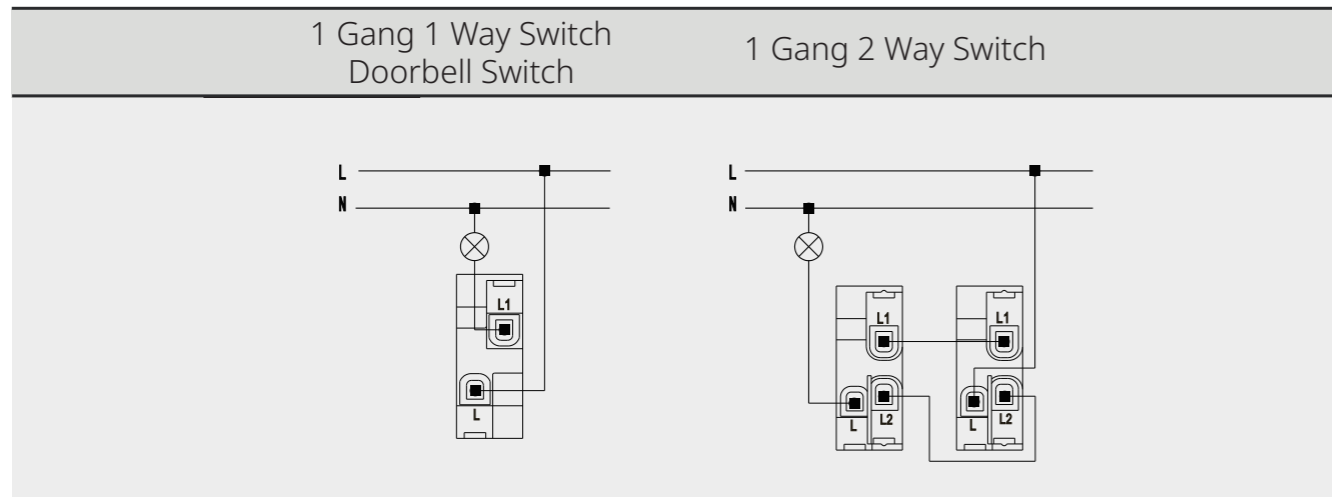
**G155H**

Switch Waterproof Cover

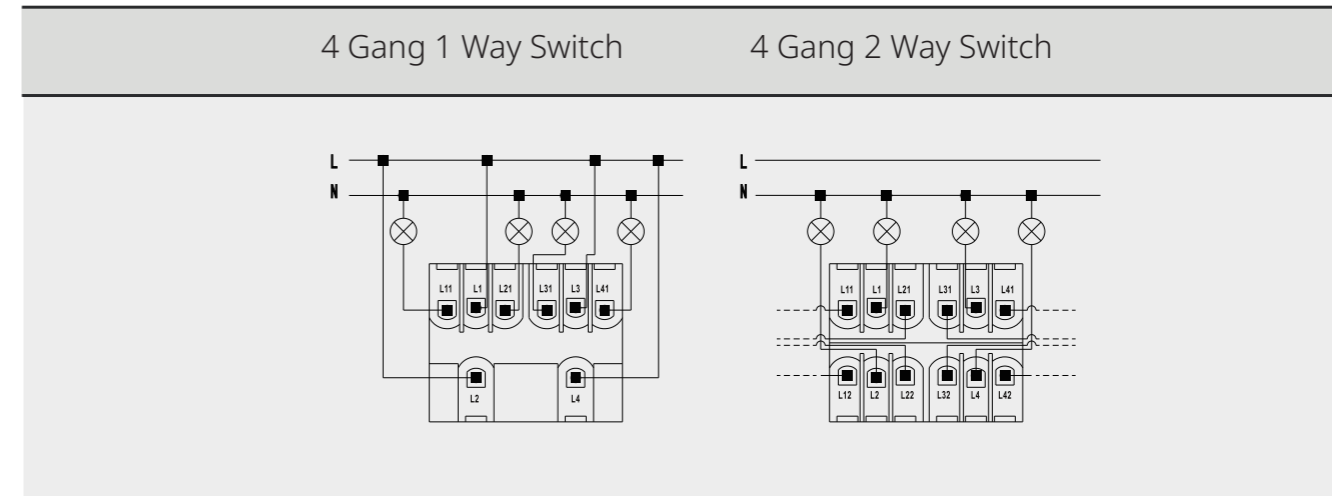
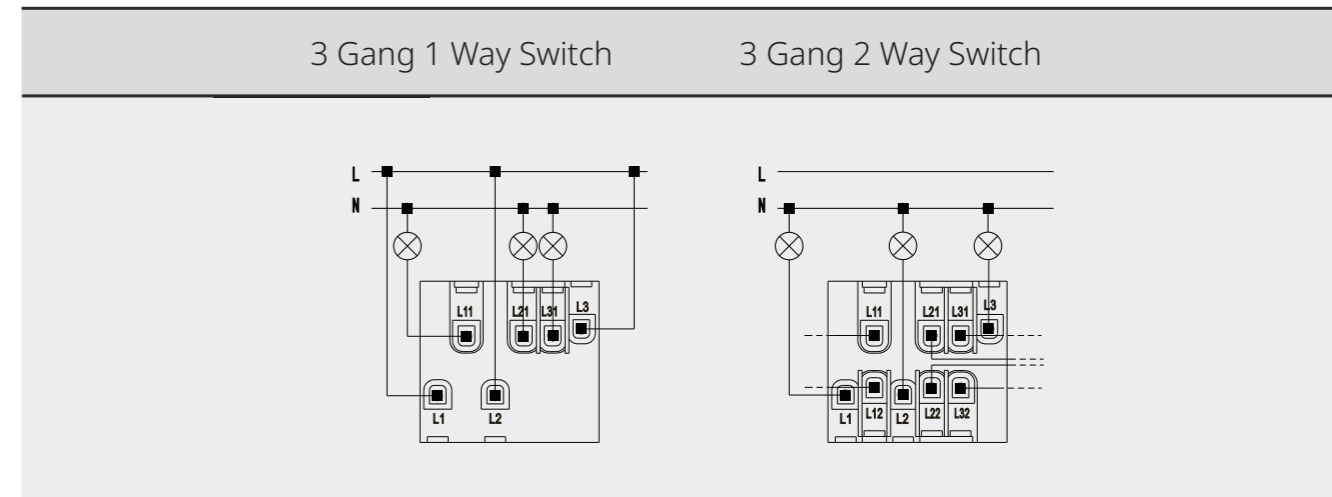


\*Not applied V8 86type

# Appendix

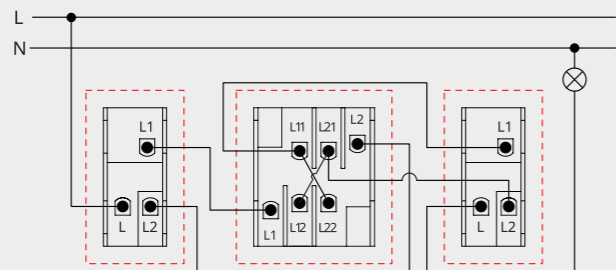


# Appendix

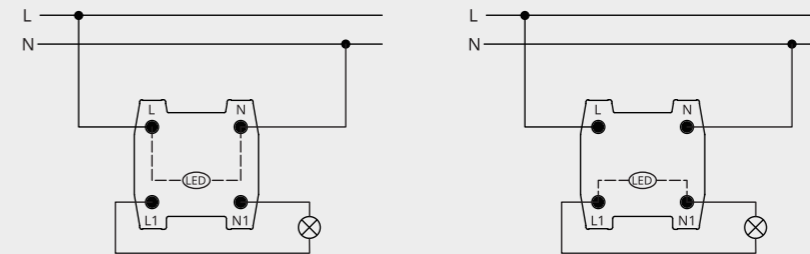


# Appendix

## Intermediate Switch



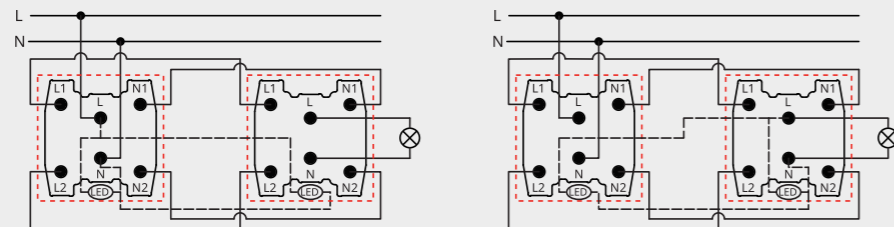
## Double Pole Switch



LED always on

LED on when loads connected

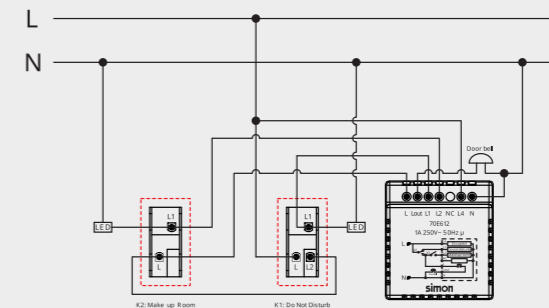
## 2 Way Double Pole Switch



LED always on

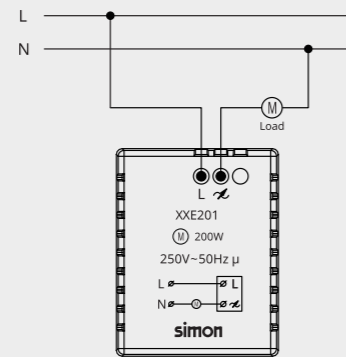
LED on when loads connected

## Doorbell Switch with "Do Not Disturb" & "Make Up Room" Indicator

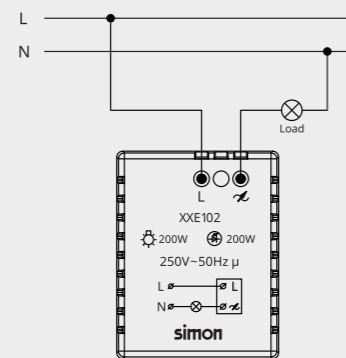


## Appendix

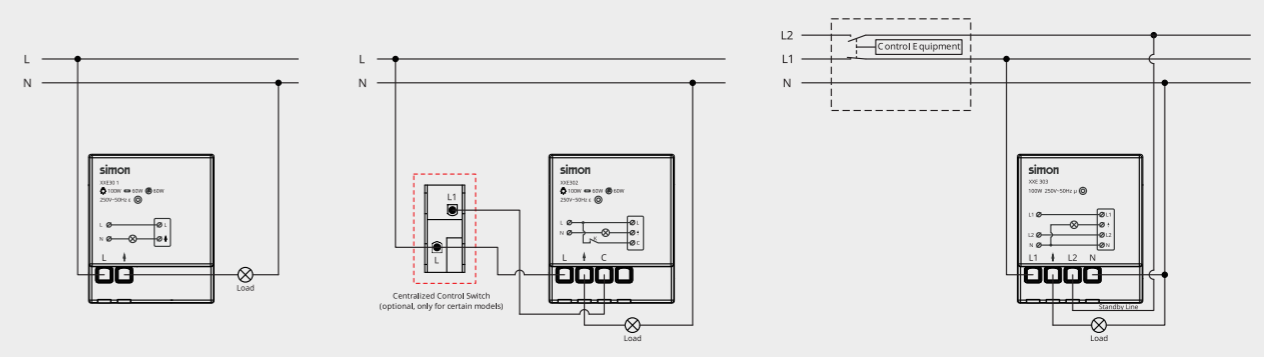
## Fan Regulator Switch



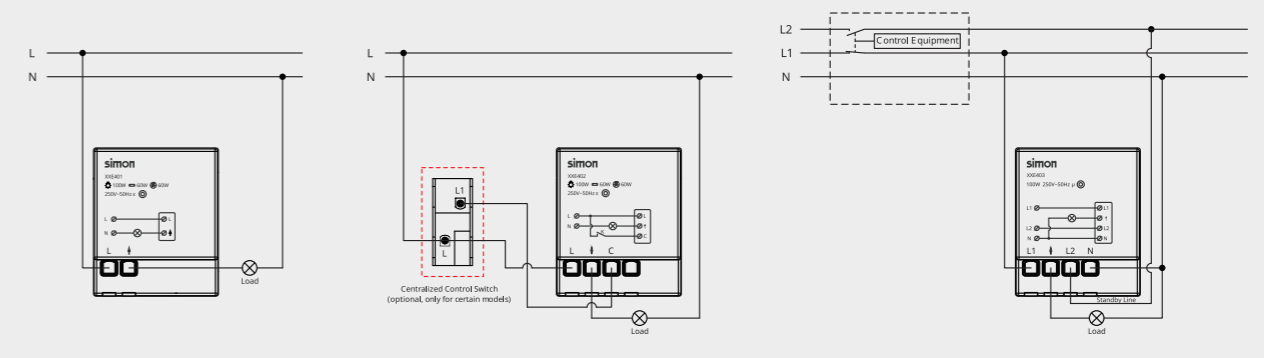
## Dimmer Switch



## Presence Detector Switch



## Voice and Light Control Switch



## Appendix

— **simon** —  
LIGHT UP  
EMOTIONS

